VOLA 100, 100X, 200, 200V, 300
VOLA 400DV, 400, 400V, 400N, 400NV, 400T
VOLA 400TV, 400F, 400FV, 400R, 400RV
VOLA 2100, 2100X, 2200, 2200V, 2300, 2400
VOLA 2400V, 2400N, 2400NV, 2400T, 2400TV
VOLA 2400F, 2400FV, 2400R, 2400RV

Monteringsvägledning

NB.
Boxen leveraras inte av VOLA.
Utan köps genom ÅF eller Grossist.

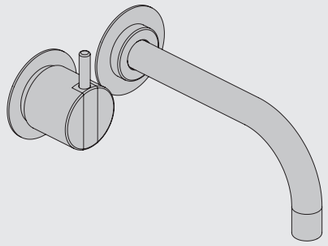

www.vola.com

SE_100-2100_V2 40998364
12-01-2022

5 705230 357874

Data, 3 Bar/43.5 Psi:

	l/min.	Gal/min.
100:	18,3	4.8
400V:	15,6	4.1
2100:	25,2	6.7
2400V:	22,2	5.9

Max. 65°C, 150°F

Max.: 10 Bar/145 psi

Installasionsexempel: 2400NV

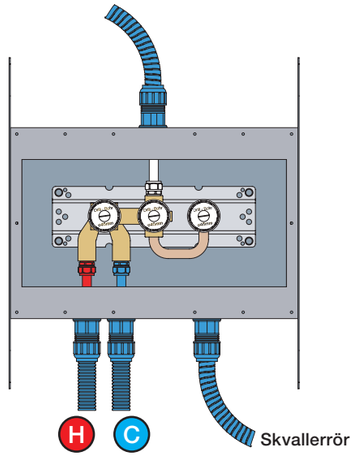

Förlängning

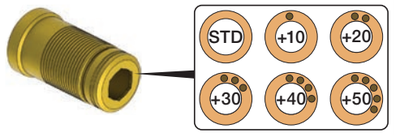

T Min. 15 mm
Max 65 mm

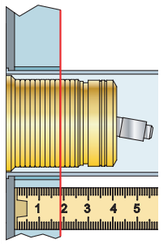

Y Min. 48 mm
Max. 110 mm

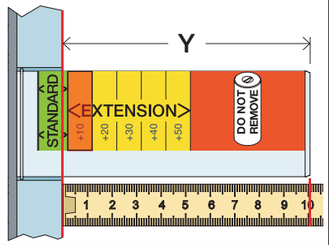

T	Y	VR1260/2260/1400/2019
3 - 15 mm	110 - 98 mm	Std.
15 - 25 mm	98 - 88 mm	+10 STANDARD SVERIGE
25 - 35 mm	88 - 78 mm	+20
35 - 45 mm	78 - 68 mm	+30
45 - 55 mm	68 - 58 mm	+40
55 - 65 mm	58 - 48 mm	+50

Förlängning, eftermontering

* +10 - STANDARD SVERIGE

100 - 400:
62 - 0 mm

X 62 - 0 mm

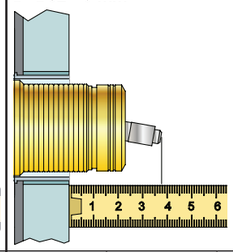

2100 - 2400:

X 57 - 0 mm

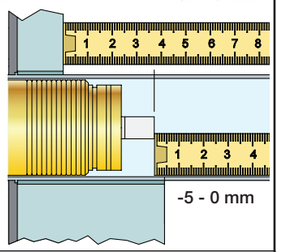

	X	VR1260 + VR1400 + VR2019
	50 - 52 mm	Std.
	40 - 50 mm	+10
	30 - 40 mm	+20
	20 - 30 mm	+30
	10 - 20 mm	+40
	0 - 10 mm	+50

	X	VR2260 + VR1400 + VR2019
	45 - 57 mm	Std.
	35 - 45 mm	+10
	25 - 35 mm	+20
	15 - 25 mm	+30
	5 - 15 mm	+40
	-5 - 5 mm	+50

	L	L1	L2	H
A	220 mm 8 1/2"	78 mm 3 1/16"	-	95 mm 3 3/4"
B			-	
C			-	
D	318 mm 12 1/2"		-	
E	396 mm 15 1/2"		156 mm 6 1/8"	

A 100, 2100, 200V, 2200V, 400V, 2400V

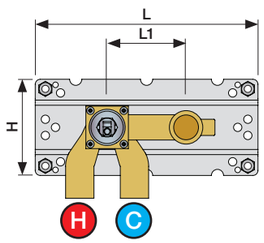

C 300, 2300

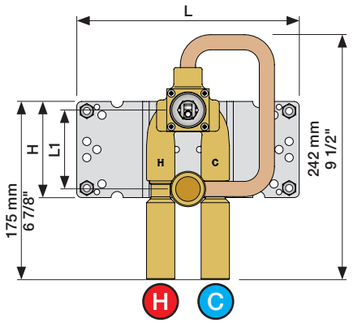

D 400NV, 2400NV, 400TV, 2400TV

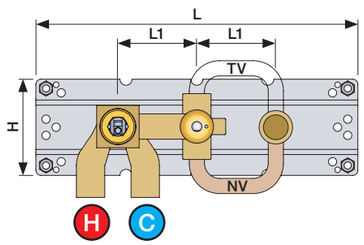

B 100X, 2100X

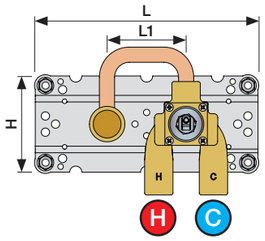

E 400FV, 2400FV, 400RV, 2400RV

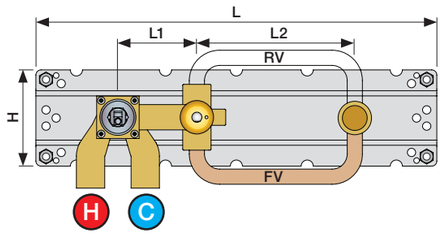

Montering av förlängning

VR1260+

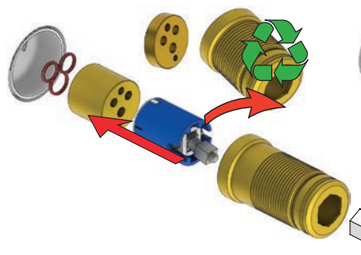

VR2260+

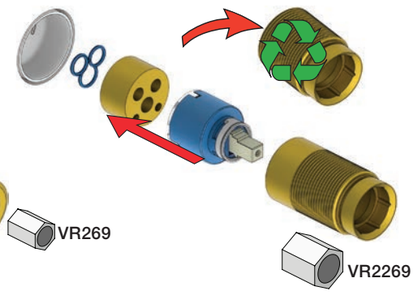

VR2019+, VR2119+

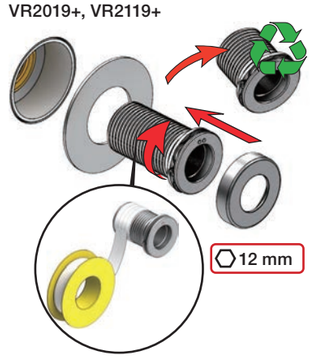

VR1400+



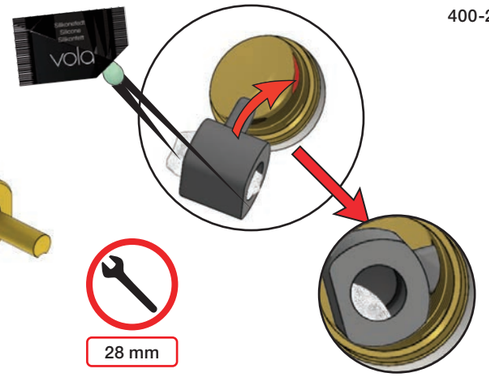

400-2400

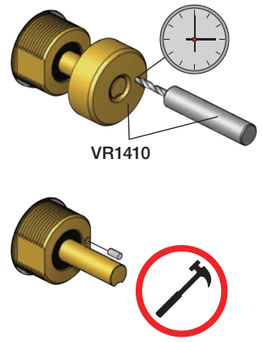

VOLA A/S • Lunavej 2 • DK-8700 Horsens • Tel. +45 7023 5500 • Fax +45 7023 5511 • sales@vola.dk • www.vola.com

1 Demontera sidofixturerna.
Ta inta bort ljudisolering och Skyddskåpor.

NB.
Boxen leveraras inte av VOLA.
Utan köps genom ÅF eller Grossist.

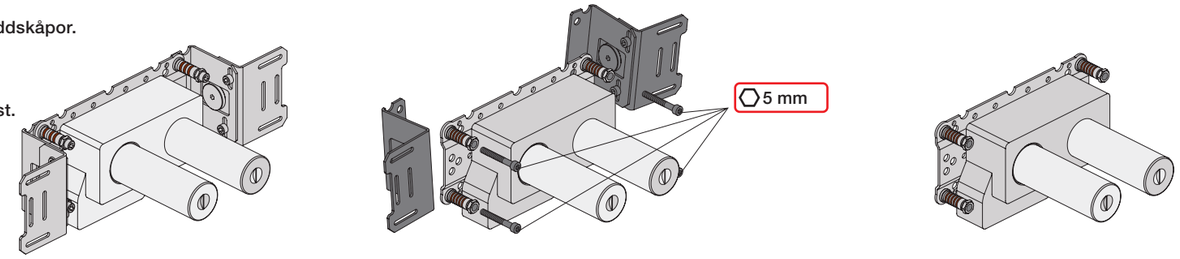

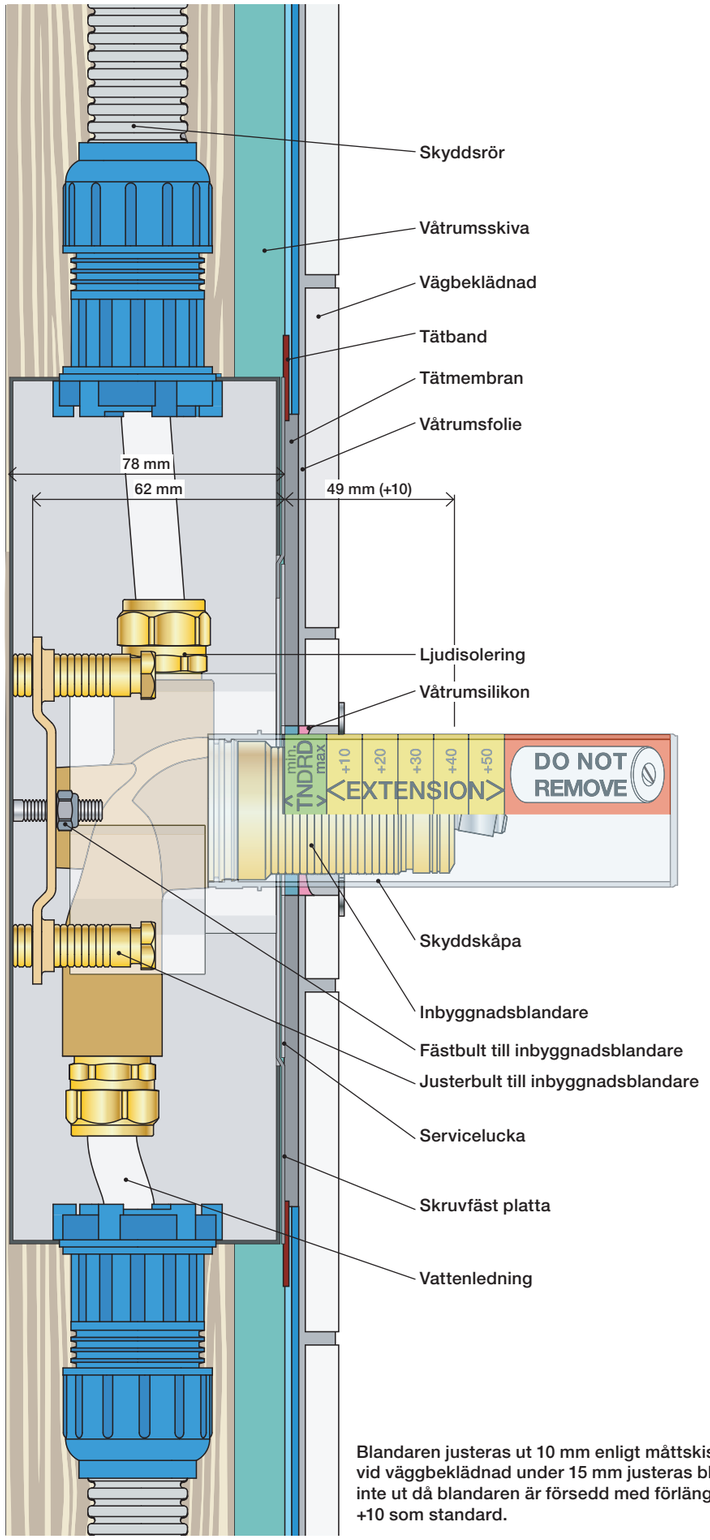

Blandaren justeras ut 10 mm enligt måttskiss, vid väggbeklädnad under 15 mm justeras blandaren inte ut då blandaren är försedd med förlängningar +10 som standard.

2

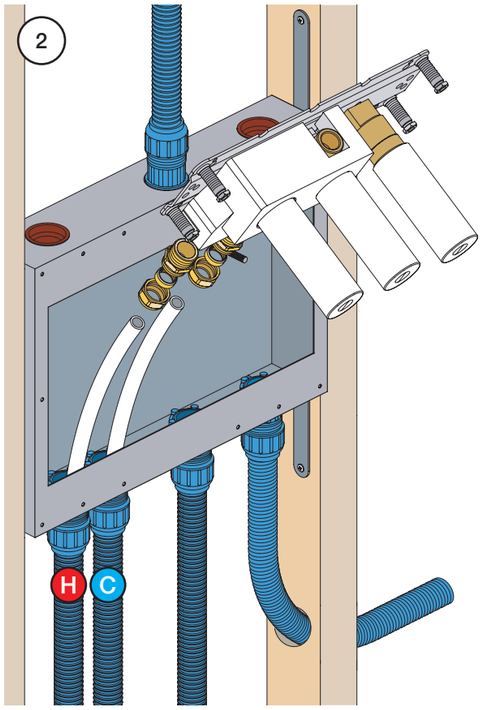

3

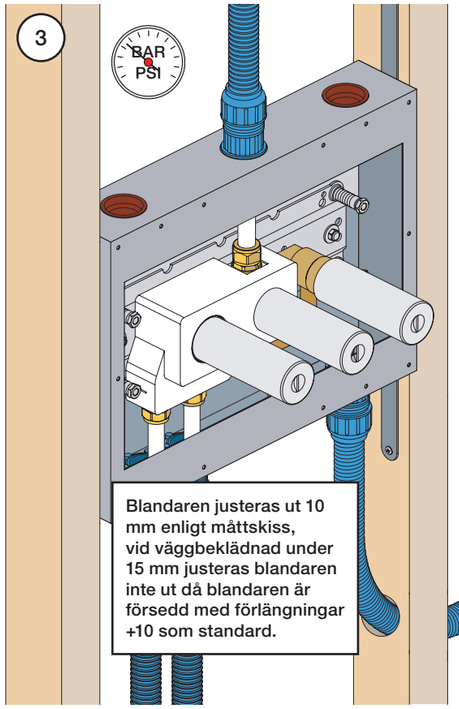

Blandaren justeras ut 10 mm enligt måttskiss, vid väggbeklädnad under 15 mm justeras blandaren inte ut då blandaren är försedd med förlängningar +10 som standard.

3A

Installation med omkastare och huvuddusch.

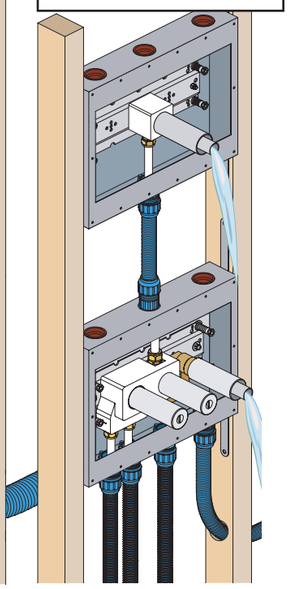

4

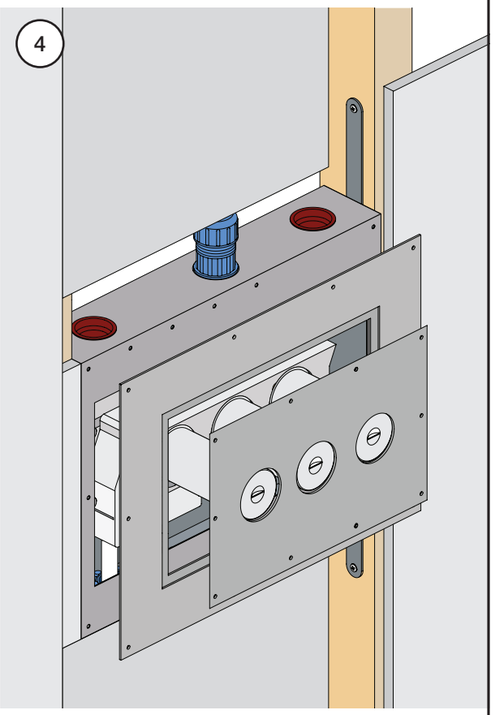

5

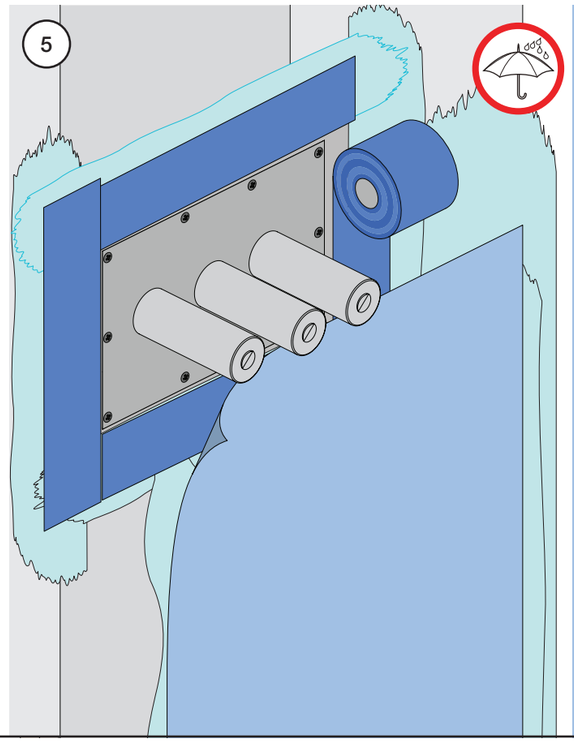

6

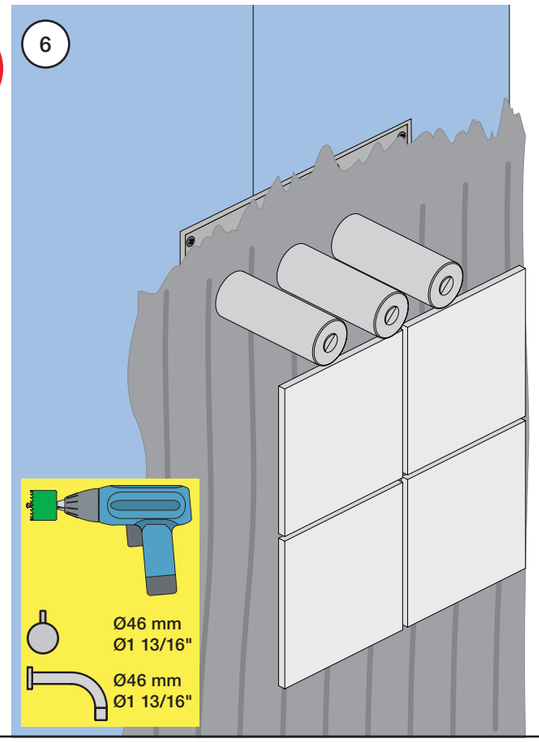

7

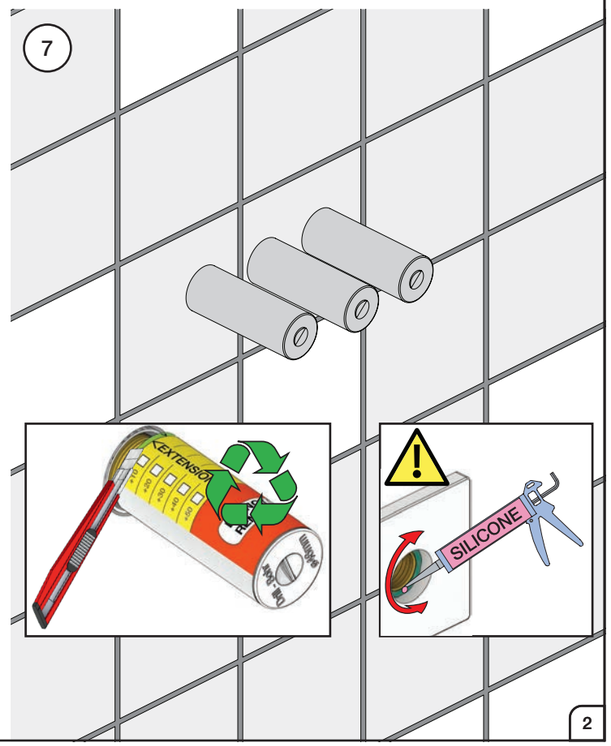

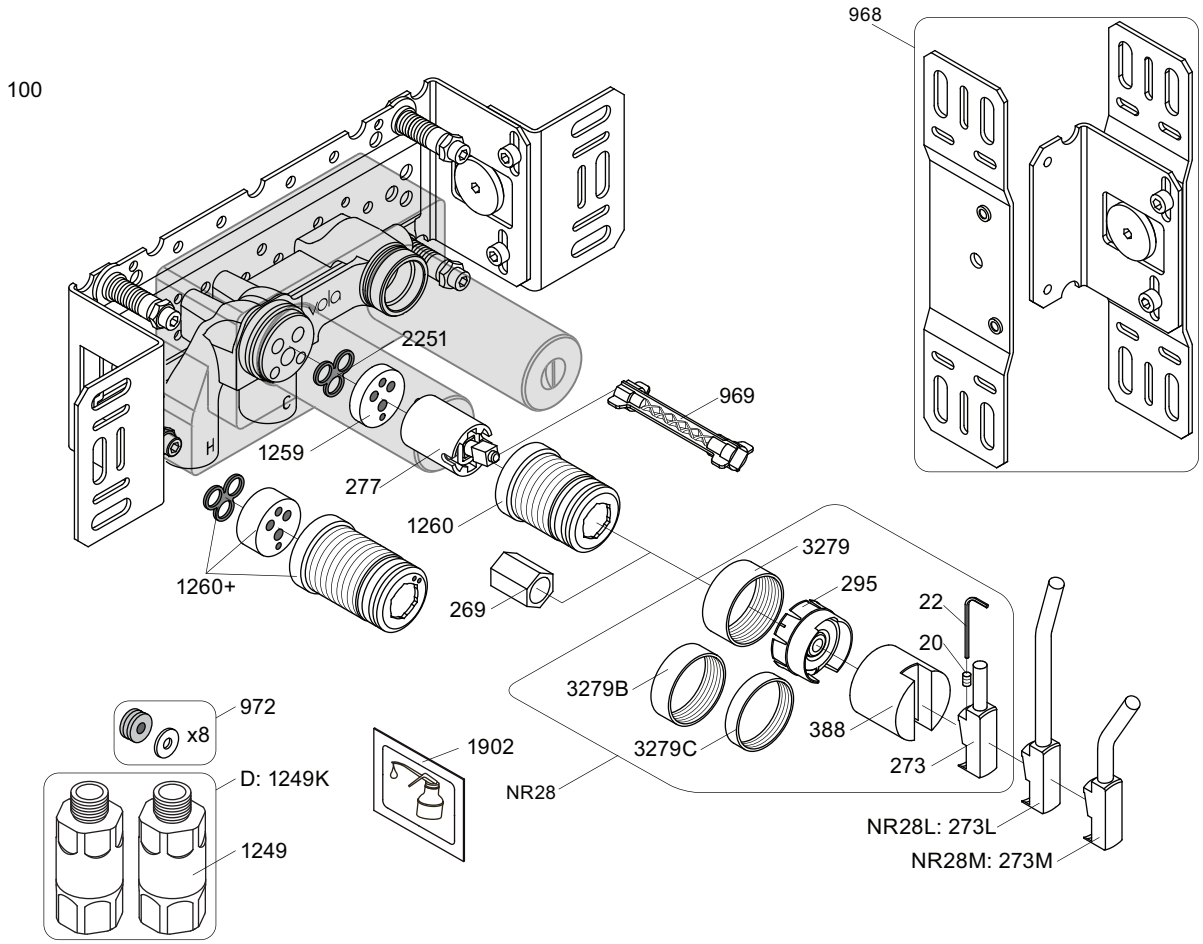

NR28:	VR20, VR22, VR269, VR273, VR295, VR388, VR3279, VR3279B, VR3279C
VR277K:	VR22, VR269, VR277
VR1260:	VR1259, VR1260, VR2251

100	100X	200V	300
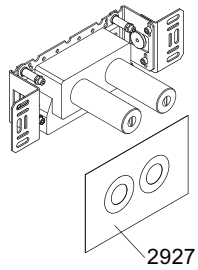 2927	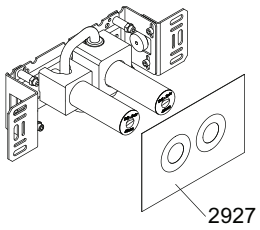 2927	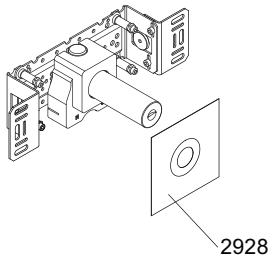 2928	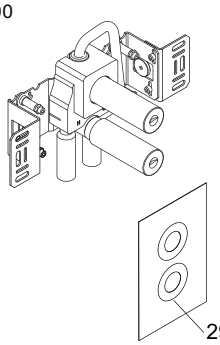 2927
3002 3003K 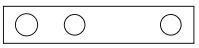 3003		-	3002
3001, 001	3001, 001	3001	3001, 001

vola
Lunavej 2
DK-8700 Horsens
Tlf : + 45 7023 5500
sales@vola.com
www.vola.com

VOLA 100

100X, 200V, 300

Date
May. 22

Rev.
7

Sheet
SB 1.2