VOLA 5100, 5100X, 5200V, 5300
VOLA 5400DV, 5400V, 5400NV & A3/A4
VOLA 5400TV, 5400FV, 5400RV & A3/A4
VOLA 5600V & A3/A4

Fitting instruction
Montageanleitung
Monteringsvejledning
Monteringsvägledning
Montage hanleiding
Manuel de montage

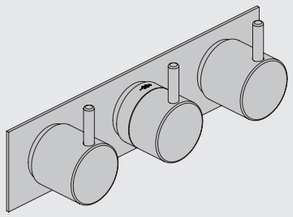

www.vola.com

vola

5000_V4_40998504
04-01-2023

5 705230 287317

vola.com	L	L1	L2	H	H1	D
5400DV	377 mm 14 3/4"	260 mm 10"	268 mm 10"	95 mm 3 3/4"	186mm 7 3/8"	70 mm 2 3/4"
5100, 5200V, 5300, 5400V, 5600V	475 mm 19 3/4"	355 mm 14"	367 mm 14 1/2"			
5100X, 5400NV, 5400TV	552 mm 21 3/4"	435 mm 17"	447 mm 17 5/8"			
5400FV, 5400RV	630 mm 25 1/2"	514 mm 20 3/8"	522 mm 20 1/2"			

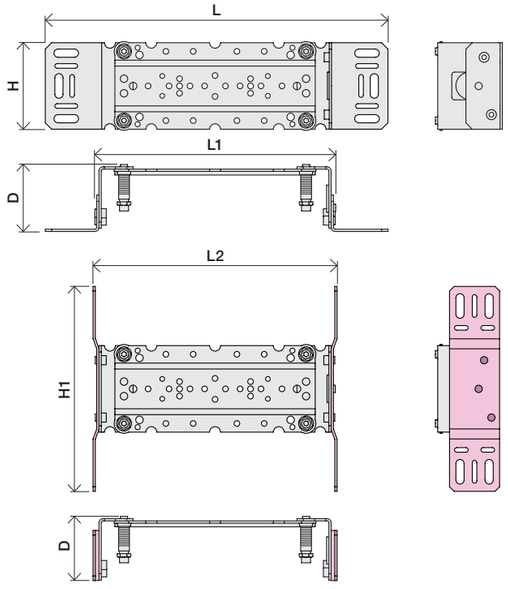

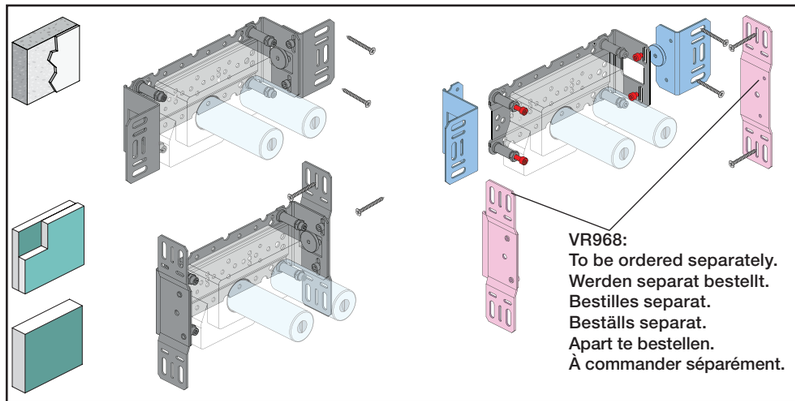

VR968:
To be ordered separately.
Werden separat bestellt.
Bestilles separat.
Beställs separat.
Apart te bestellen.
À commander séparément.

(A) Max.: 10 Bar/145 psi

Max. 65°C, 150°F

Data, l/min. / (Gpm) 3 Bar/43.5 Psi:

5100/5200V/5300: (A)

5400/5600: (A) - (B)

5400/5600A3: (A) - (C)

5400/5600A4: (A) - (D)

USA - For use with showerheads rated at 5.7 L/min. (1.5 gpm.)or higher.

AUS - Hot water inlet: Max. 50°C, 122°F. (AS 4032)

5400 5600	5400A3 5600A3	5400A4 5600A4	(A)	(M)	(B)	(M)	(C)	(M)	(D)
Out 2	Out 1	Out 1	32/(8.5)	16/(4.2)	-	-	-	-	-
Out 3	Out 2	Out 2	-		32/(8.5)	16/(4.2)	-	-	-
-	Out 3	Out 3	-	-	-		32/(8.5)	16/(4.2)	-
-	-	Out 4	-	-	-	-	-		32/(8.5)

(B) Check the local legislation.
Bitte die örtlichen Vorschriften überprüfen.
Tjek de lokale regler.
Kontrollera lokala föreskrifter
Nazitten lokale regelgeving.
Vérifiez la législation locale.

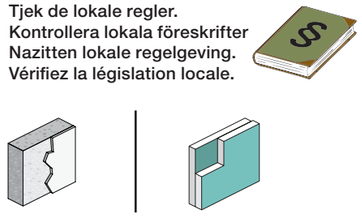



(C) DE:
Bitte separat beiliegende Anleitung für die Schallentkopplung VR972 beachten

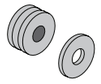

(D)

Box till inbyggnadsblandare.
Boks til indbygningsblander.
Laatikko seinäasenteiselle sekoittajalle.

Ingår inte i leveransen, köps separat.
Ikke inkludert, kjøpes separat.
Eivät sisälly tilaukseen, ostettava erikseen.

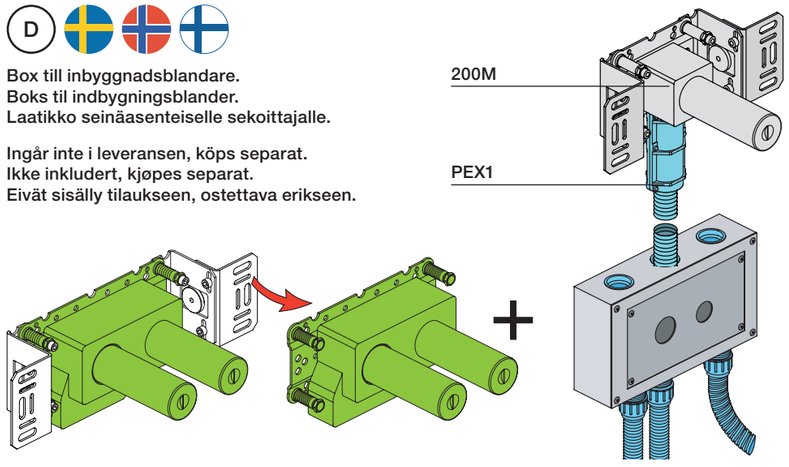

Extension
Verlängerung
Forlængerdele
Förlängning
Aanpassing
Modification

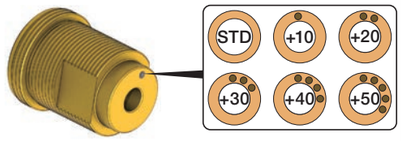

T Min. 3 mm
Max 65 mm

Y Min. 48 mm
Max. 110 mm

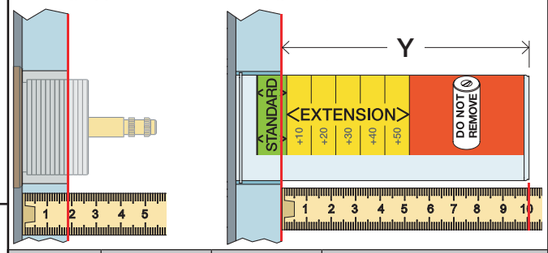

	T	Y	VR5250/VR5410/VR2019
	3 - 15 mm	110 - 98 mm	Std.
	15 - 25 mm	98 - 88 mm	+10
	25 - 35 mm	88 - 78 mm	+20
	35 - 45 mm	78 - 68 mm	+30
	45 - 55 mm	68 - 58 mm	+40
	55 - 65 mm	58 - 48 mm	+50

Extension, retrofit
Verlängerung, nachträglicher Einbau
Forlængerdele, eftermontering
Förlängning, eftermontering
Aanpassing na montage
Modification aprés installation

X 52 - 0 mm

X -15 - 0 mm

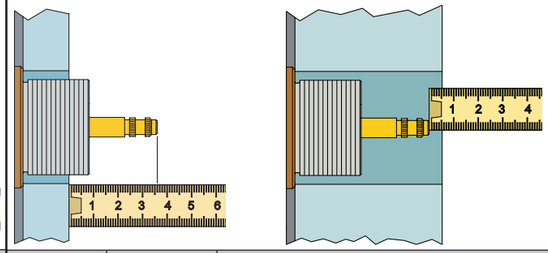

	X	VR5250/VR5410/VR2019
	37 - 49 mm	Std.
	27 - 37 mm	+10
	17 - 27 mm	+20
	7 - 17 mm	+30
	-3 - 7 mm	+40
	-13 - -3 mm	+50

Fitting of extension
Montage von verlängerung
Montering af forlængerdele
Montering av förlängning
Montage van de verlengstukken
Montage des rallonges

VR5250



VR2019+, VR2119+

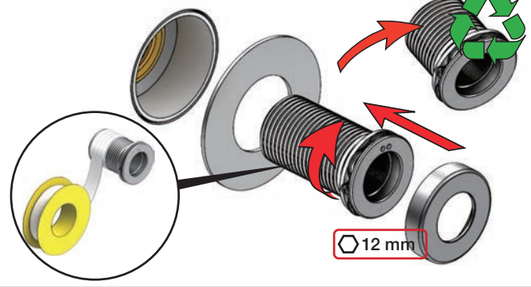

VR5410

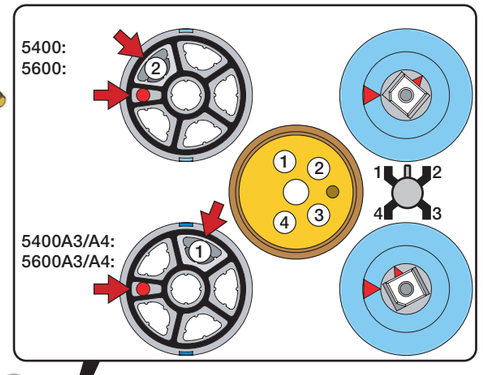

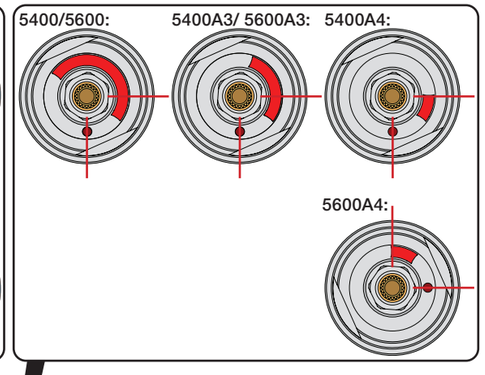

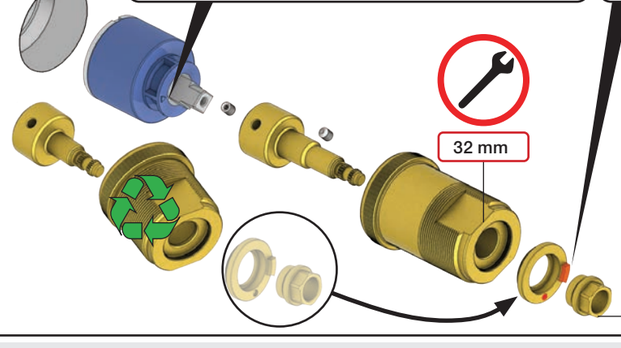

VR5411

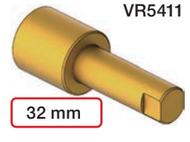

vola

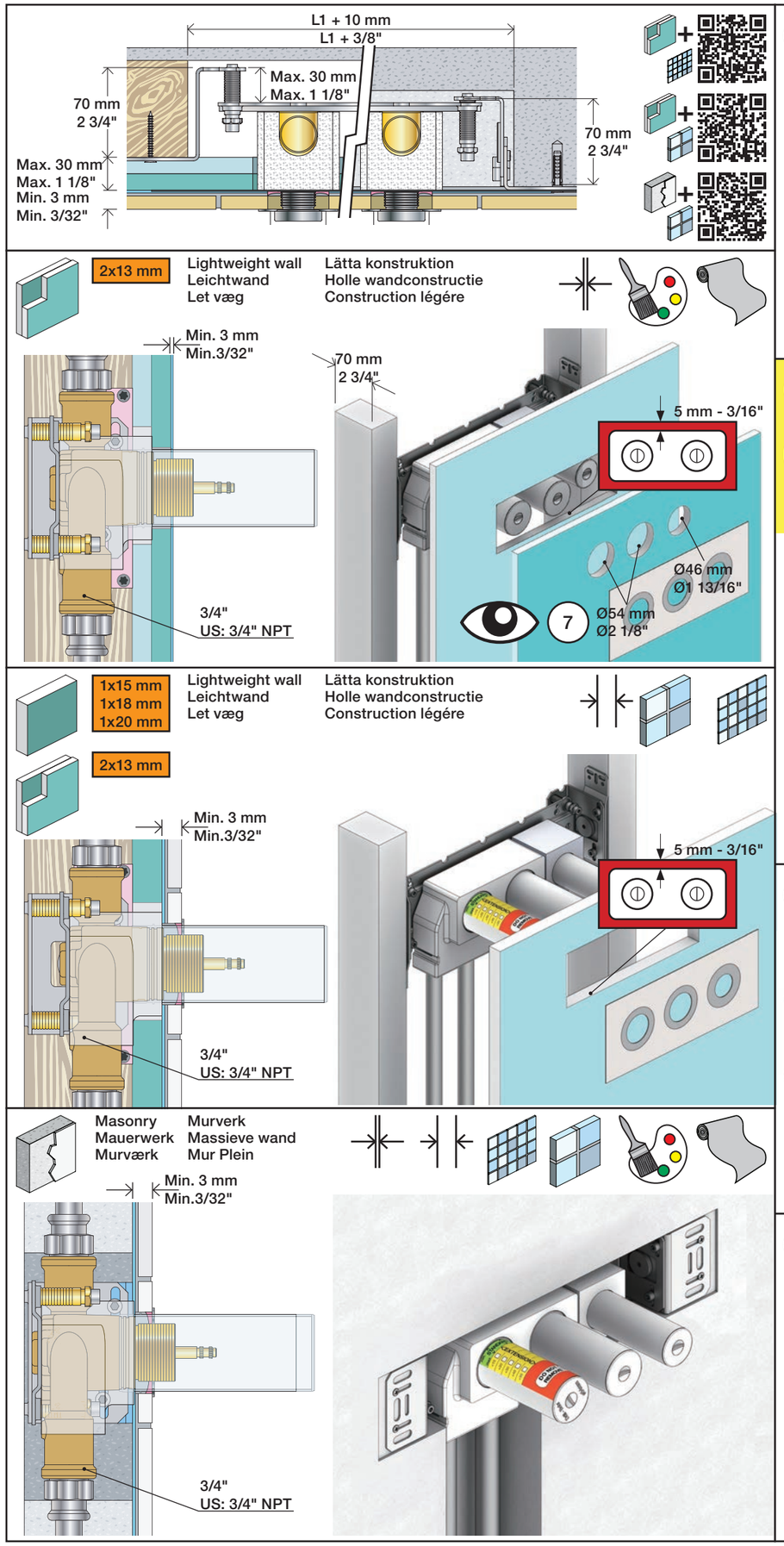
L1 + 10 mm
L1 + 3/8"
Max. 30 mm
Max. 1 1/8"
70 mm
2 3/4"
Max. 30 mm
Max. 1 1/8"
Min. 3 mm
Min. 3/32"
70 mm
2 3/4"
2x13 mm
Lightweight wall
Leichtwand
Let væg
Lätta konstruktion
Holle wandconstructie
Construction légère
Min. 3 mm
Min.3/32"
70 mm
2 3/4"
5 mm - 3/16"
Ø46 mm
Ø1 13/16"
7
Ø54 mm
Ø2 1/8"
3/4"
US: 3/4" NPT
1x15 mm
1x18 mm
1x20 mm
Lightweight wall
Leichtwand
Let væg
Lätta konstruktion
Holle wandconstructie
Construction légère
2x13 mm
Min. 3 mm
Min.3/32"
5 mm - 3/16"
3/4"
US: 3/4" NPT
Masonry
Mauerwerk
Murværk
Murverk
Massieve wand
Mur Plein
Min. 3 mm
Min.3/32"
3/4"
US: 3/4" NPT

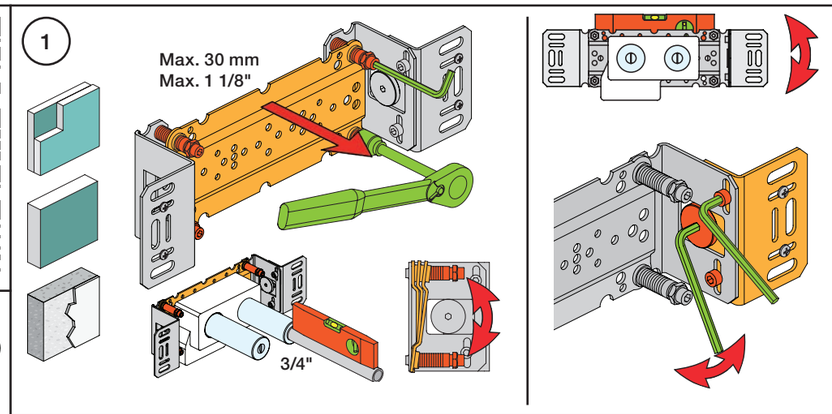
1
Max. 30 mm
Max. 1 1/8"
3/4"

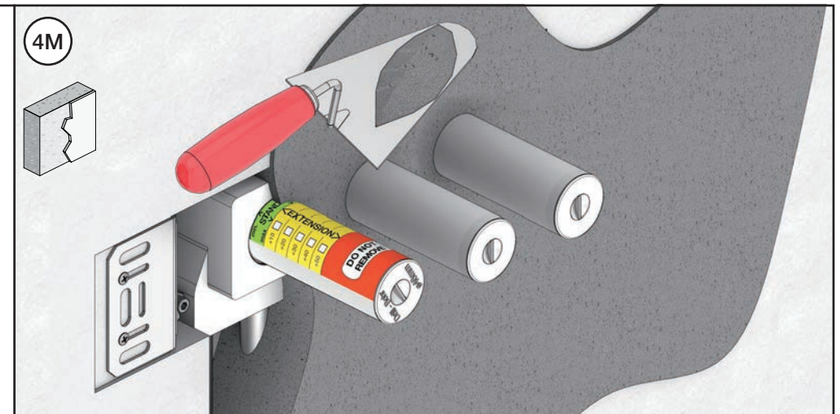
4M

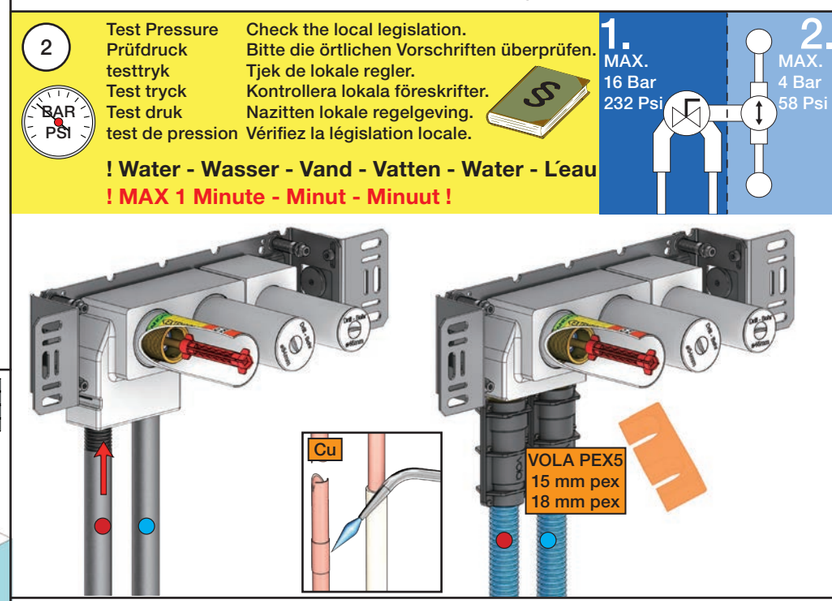
2
Test Pressure
Prüfdruck
testtryk
Test tryck
Test druk
test de pression
Check the local legislation.
Bitte die örtlichen Vorschriften überprüfen.
Tjek de lokale regler.
Kontrollera lokala föreskrifter.
Nazitten lokale regelgeving.
Vérifiez la législation locale.
BAR
PSI
! Water - Wasser - Vand - Vatten - Water - L´eau
! MAX 1 Minute - Minut - Minuut !
1.
MAX.
16 Bar
232 Psi
2.
MAX.
4 Bar
58 Psi
Cu
VOLA PEX5
15 mm pex
18 mm pex

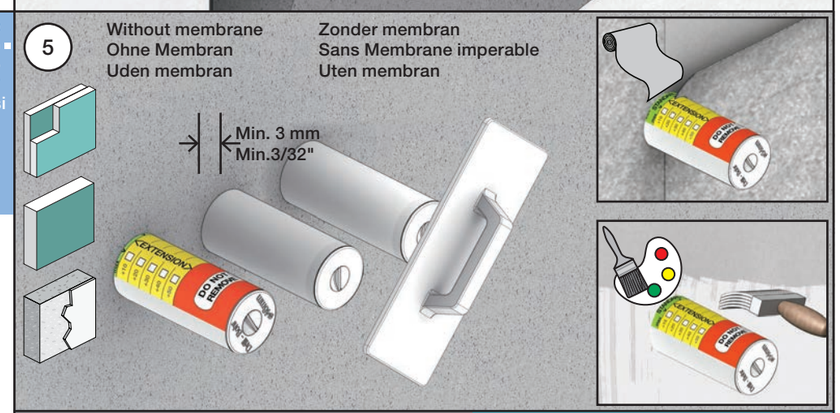
5
Without membrane
Ohne Membran
Uden membran
Zonder membran
Sans Membrane imperable
Uten membran
Min. 3 mm
Min.3/32"

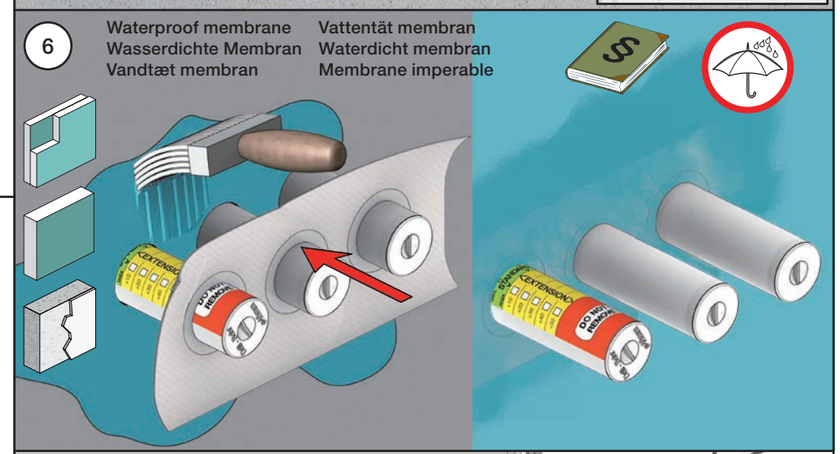
6
Waterproof membrane
Wasserdichte Membran
Vandtæt membran
Vattentät membran
Waterdicht membran
Membrane imperable

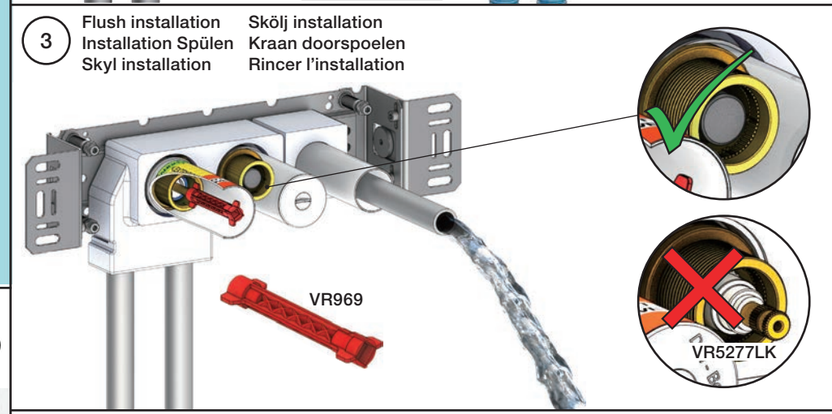
3
Flush installation
Installation Spülen
Skyl installation
Skölj installation
Kraan doorspoelen
Rincer l'installation
VR969
VR5277LK

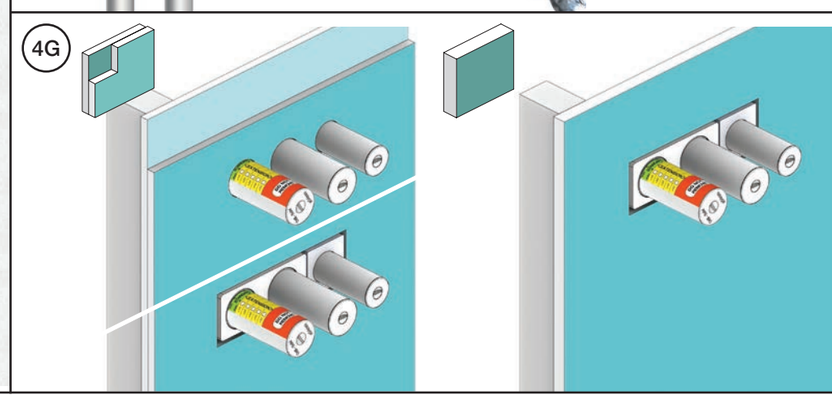
4G

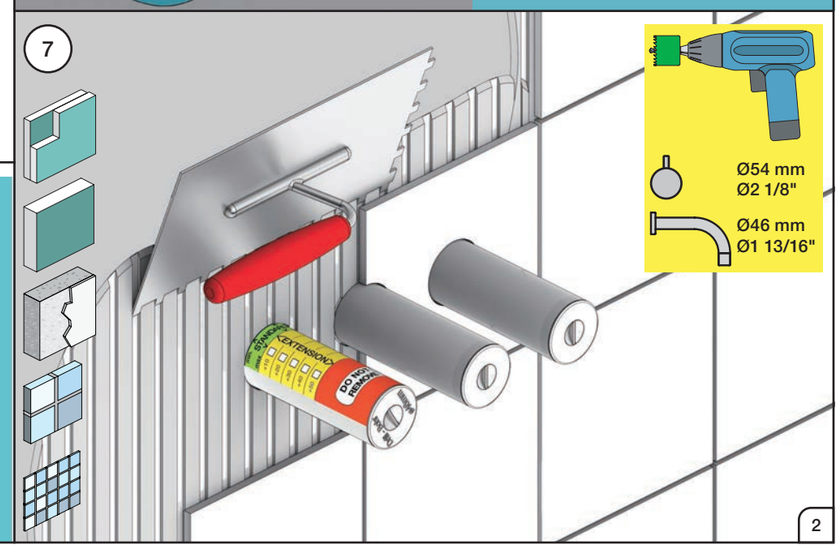
7
Ø54 mm
Ø2 1/8"
Ø46 mm
Ø1 13/16"

VOLA 010, 020, 030, 040
VOLA 010C, 020C, 040D

Fitting instruction
Montageanleitung
Monteringsvejledning
Monteringsvägledning
Montage hanleiding
Manuel de montage

GODKENDT TIL DRIKKEVAND

04/00026
04/00101
04/00175
04/00298

010, 020

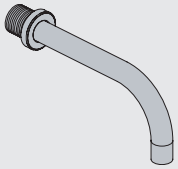

010C, 020C

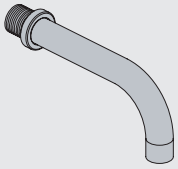

030

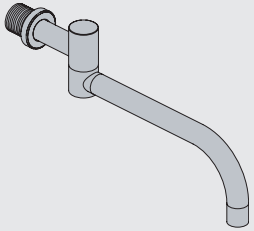

040

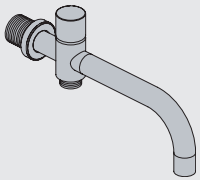

040D

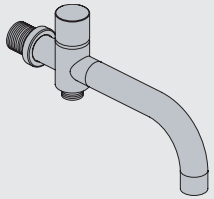

www.vola.com

vola

mnt_010_V1_40998360
02-10-2023

5 705230 341750

Standard Flow data:		Max.
010/020	(l/min) (Gal/min)	5.0 1.3
010C/020C	(l/min) (Gal/min)	30 7.9
030	(l/min) (Gal/min)	9.0 2.0
040	(l/min) (Gal/min)	25 6.6
040D	(l/min) (Gal/min)	30 7.9
	Max. 65°C. Max. 150°F	

VR161:
VR161K: 7 l/min - 1.8 Gal/min
VR161D: 9 l/min - 2.5 Gal/min
VR161F: 14 l/min - 3.7 Gal/min

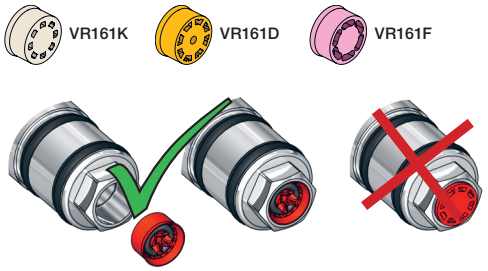

For more water saving possibilities please see:
Weitere Wassersparmöglichkeiten finden Sie auf:
For flere vandbesparende muligheder se venligst:
För mer vattenbesparande möjligheter hänvisas till:
Voor meer waterbesparende mogelijkheden zie:
Pour plus d'informations sur les options : économie d'eau, voir le site:

www.vola.com

010, 020

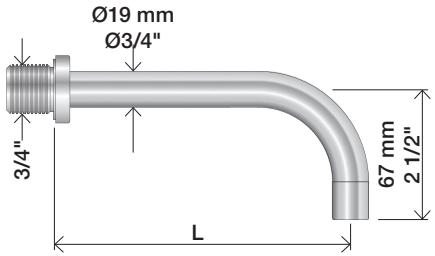

010C, 020C

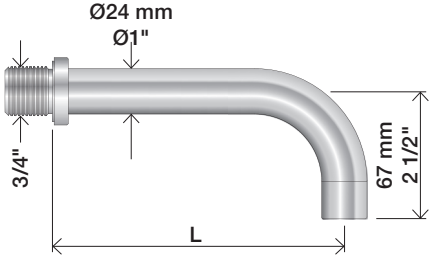

	L (mm)	L (Inch)
010(C)/100	100	4"
010(C)/130	130	5"
010(C)/160	160	6"
020(C)/200	200	7 3/4"
020(C)/225	225	8 3/4"
020(C)/260	260	10 1/4"
020(C)/300	300	11 3/4"

030

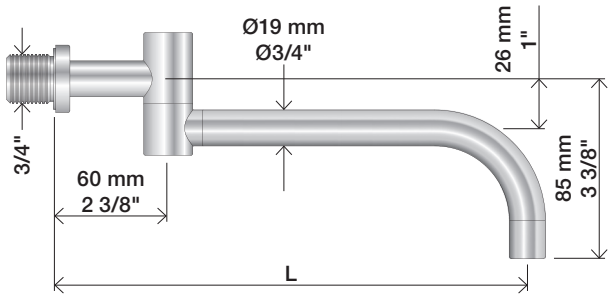

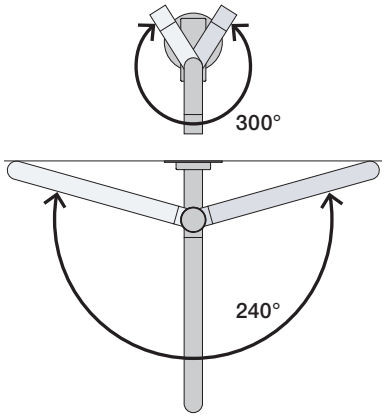

	L (mm)	L (Inch)
030/200	200	7 3/4"
030/250	250	9 3/4"
030/300	300	11 3/4"
030/350	350	13 3/4"

040

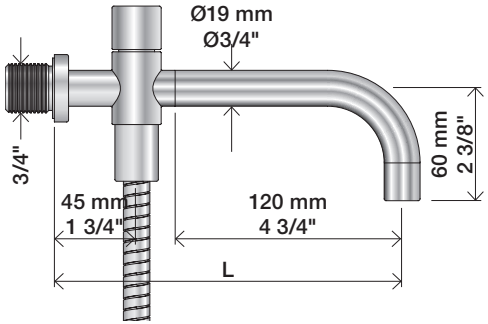

040D

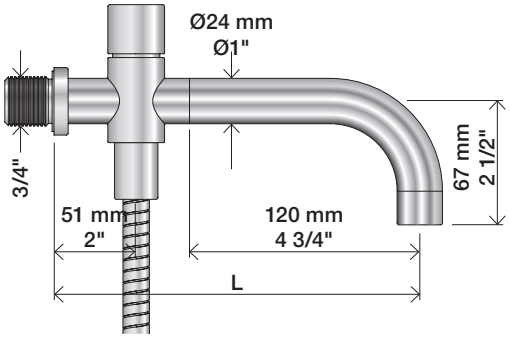

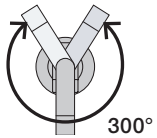

	L (mm)	L (Inch)
040	185	7 3/4"
040D	200	7 3/4"
040D/250	250	9 3/4"
040D/300	300	11 3/4"

1

010, 010C, 020, 020C, 030, 040, 040D

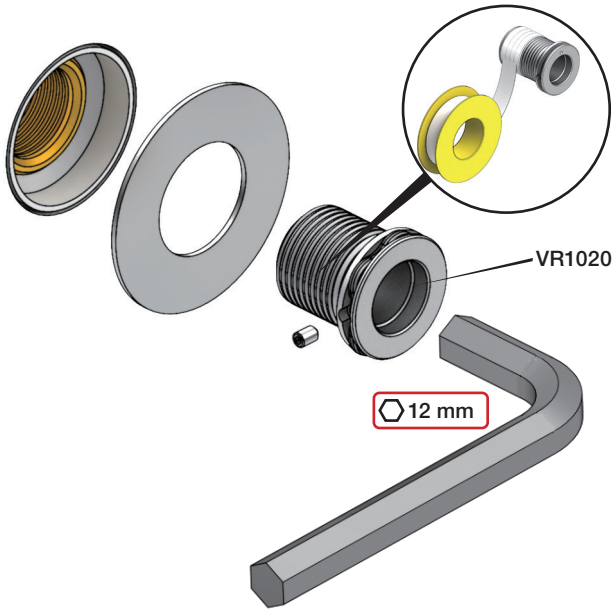

2

3

Ø19: 010, 020, 030, 040

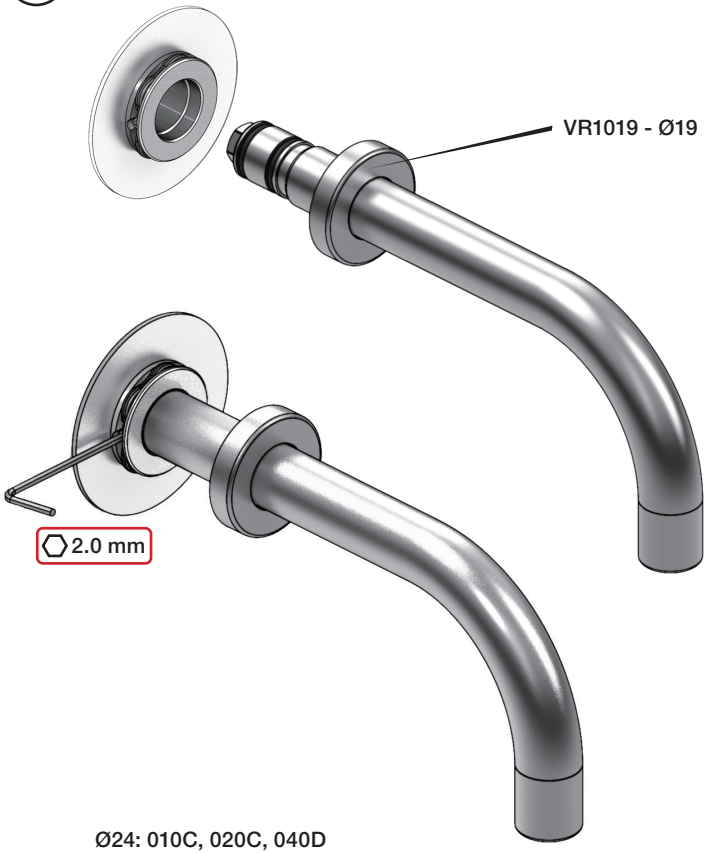

Ø24: 010C, 020C, 040D

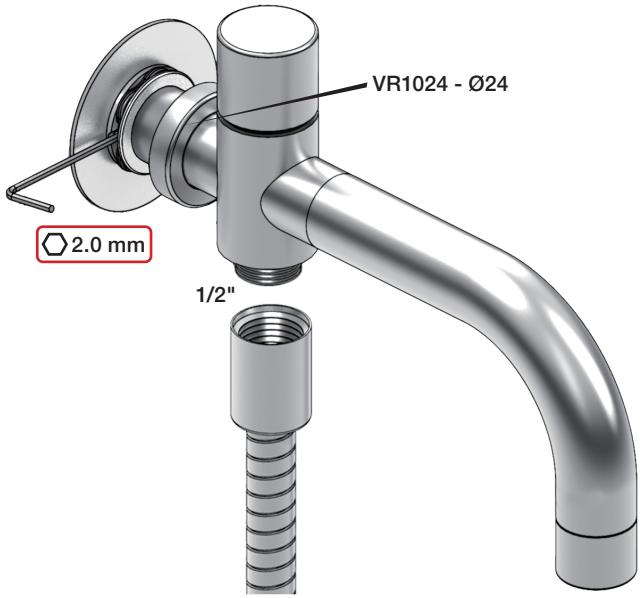

Extension
Verlängerung

Forlængerdele
Förlängning

Verlengstukken
Modification

T Min. 3 mm
Max. 65 mm

Y Min. 48 mm
Max. 110 mm

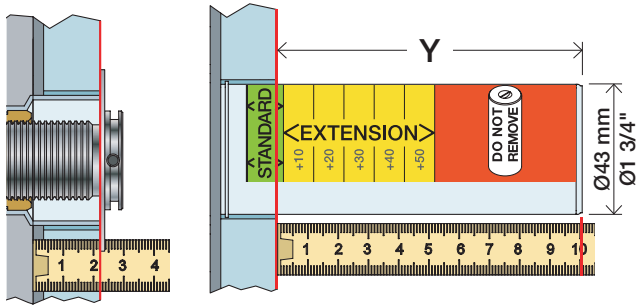

T	Y	VR2019 (Ø19) VR2119 (Ø24)
3 - 15 mm	110 - 98 mm	Std.
15 - 25 mm	98 - 88 mm	+10
25 - 35 mm	88 - 78 mm	+20
35 - 45 mm	78 - 68 mm	+30
45 - 55 mm	68 - 58 mm	+40
55 - 65 mm	58 - 48 mm	+50

VR2019+/VR2219+

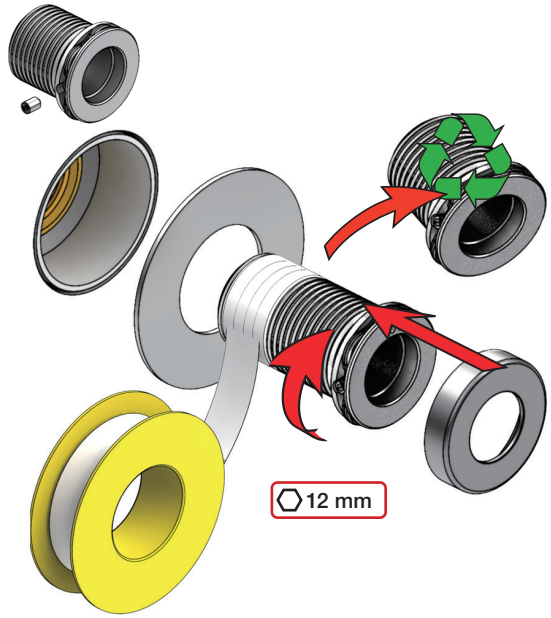

VOLA 5100, 5100X,5200V, 5300
VOLA 5400DV, 5400V, 5400NV, 5400TV & A3/A4
VOLA 5400FV, 5400RV, 5600V & A3/A4
VOLA 5400RVX, 5400TVX & A3/A4

Monteringsvägledning

NB.
Boxen leveraras inte av VOLA.
Utan köps genom ÅF eller Grossist.

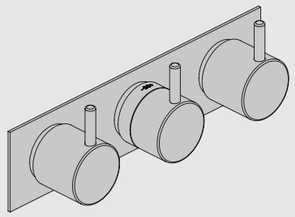

www.vola.com

SE_5000_V2 40998365
14-01-2022

5 705230 357898

Max.: 10 Bar/145 psi

Max. 65°C, 150°F

Data, l/min. / (Gpm) 3 Bar/43.5 Psi:

5100/5200V/5300: A

5400/5600: A - B

5400/5600A3: A - C

5400/5600A4: A - D

5400 5600	5400A3 5600A3	5400A4 5600A4	A	M	B	M	C	M	D
Out 2	Out 1	Out 1	32/(8.5)	16/(4.2)	-	-	-	-	-
Out 3	Out 2	Out 2	-		32/(8.5)	16/(4.2)	-	-	-
-	Out 3	Out 3	-	-	-		32/(8.5)	16/(4.2)	-
-	-	Out 4	-	-	-	-	-		32/(8.5)

Installasionsexempel: 5400NV



Förlängning

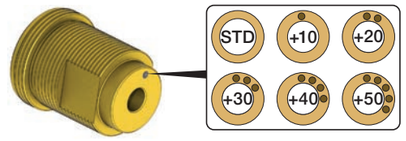

T Min. 15 mm
Max 65 mm

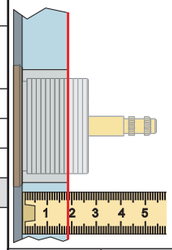

Y Min. 58 mm
Max. 110 mm

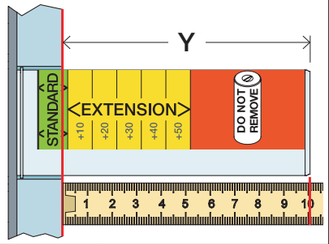

	T	Y	VR5250/VR5410/VR2019
	3 - 15 mm	110 - 98 mm	Std.
	15 - 25 mm	98 - 88 mm	+10 STANDARD SVERIGE
	25 - 35 mm	88 - 78 mm	+20
	35 - 45 mm	78 - 68 mm	+30
	45 - 55 mm	68 - 58 mm	+40
	55 - 65 mm	58 - 48 mm	+50

Förlängning, eftermontering

* +10 - STANDARD SVERIGE

X 59 - 0 mm

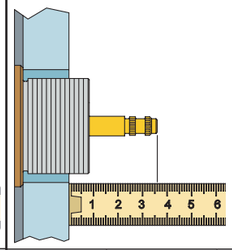

X -3 - 0 mm

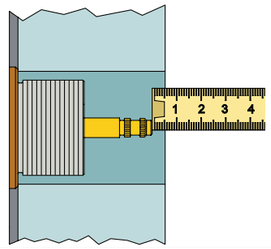

	X	VR5250/VR5410/VR2019
	47 - 59 mm	Std.
	37 - 47 mm	+10
	27 - 37 mm	+20
	17 - 27 mm	+30
	7 - 17 mm	+40
	-3 - 7 mm	+50

Montering av förlängning

VR5250



VR2019+, VR2119+

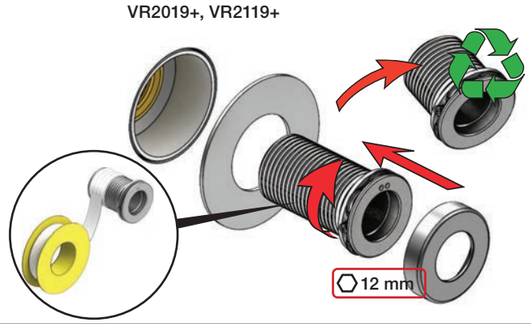

VR5410 IKKE 5100, 5100X, 5200V, 5300

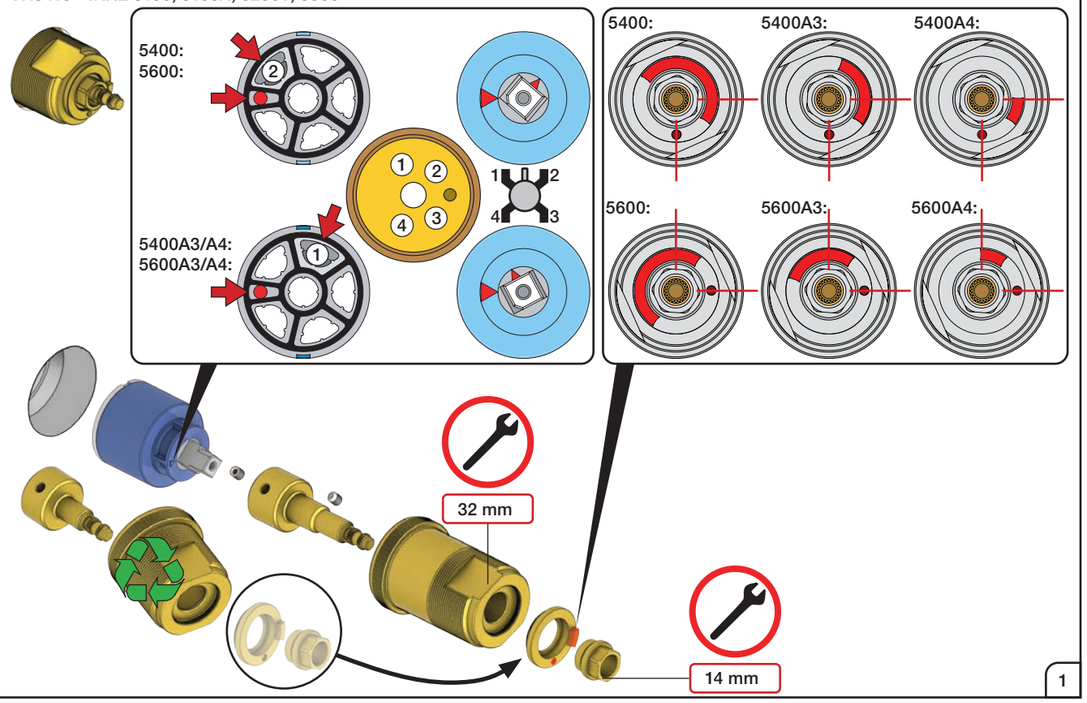

mm/Inch	L	L1	L2	L3	L4	H	H1	H2	H3
A	220 8 1/2"	-	-	60 2 3/8"	-	95 3 3/4"	-	130 5 1/8"	-
B	318 12 1/2"	64 2 1/2"	78 3 1/16"		-		127 5"		-
C	396 15 1/2"				78 3 1/16"				54 2 1/8"
D	474 18 1/2"				156 6 1/8"				

A: 5400DV/A3/A4

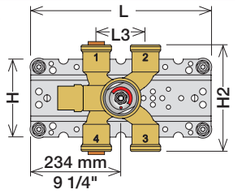

B: 5100

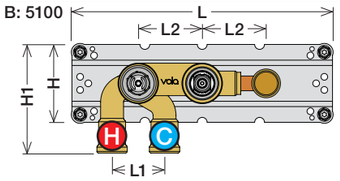

C: 5100X

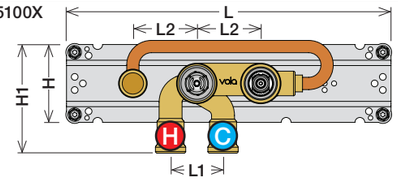

B: 5200V

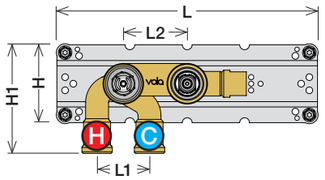

B: 5400V/A3/A4

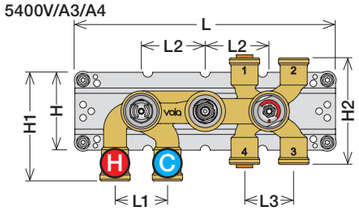

C: 5400TVX/A3/A4 - D: 5400RVX/A3/A4

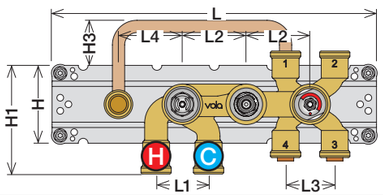

C: 5400TV/A3
D: 5400RV/A3

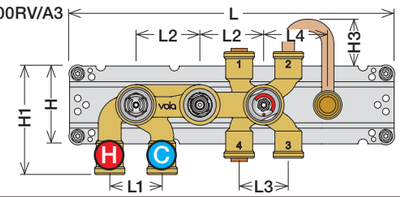

C: 5300

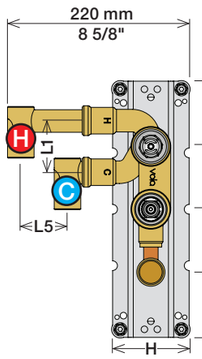

C: 5600V/A3/A4

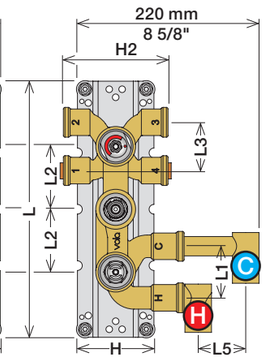

C: 5400NV/A3
D: 5400FV/A3

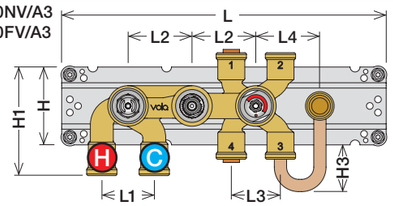

C: 5400NVA4
D: 5400FVA4

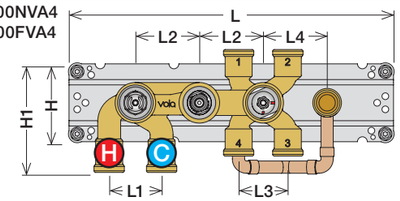

VOLA A/S • Lunavej 2 • DK-8700 Horsens • Tel. +45 7023 5500 • Fax +45 7023 5511 • sales@vola.dk • www.vola.com

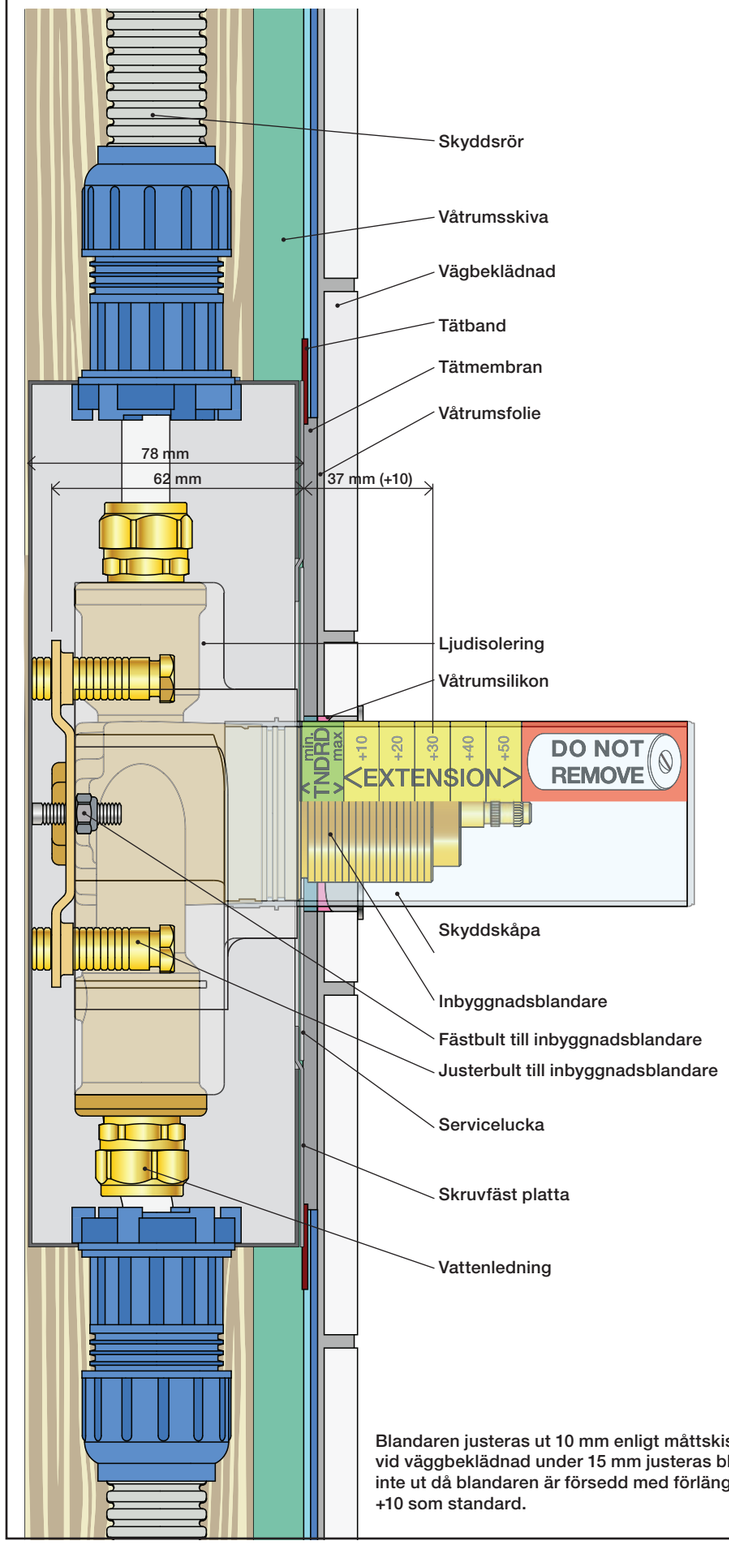

Blandaren justeras ut 10 mm enligt måttskiss, vid väggbeklädnad under 15 mm justeras blandaren inte ut då blandaren är försedd med förlängningar +10 som standard.

1

Demontera sidofixturerna.
Ta inta bort ljudisolering och Skyddskåpor.

NB.
Boxen leveraras inte av VOLA.
Utan köps genom ÅF eller Grossist.

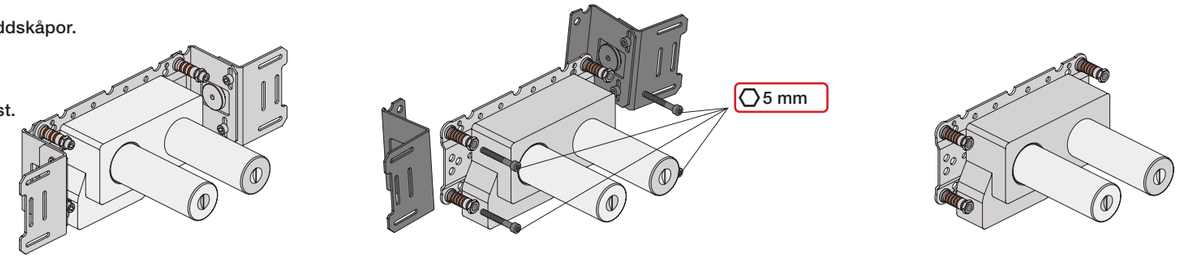

2

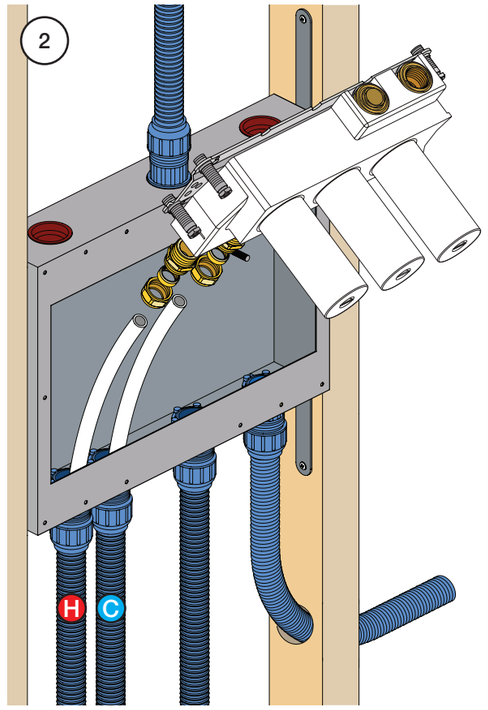

3

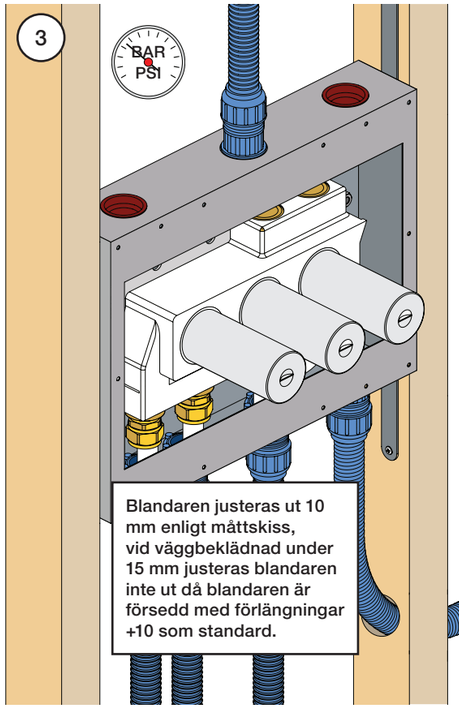

Blandaren justeras ut 10 mm enligt måttskiss, vid väggbeklädnad under 15 mm justeras blandaren inte ut då blandaren är försedd med förlängningar +10 som standard.

3A

Installation med omkastere och huvuddusch.

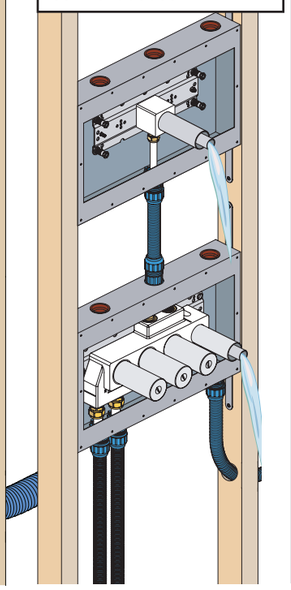

4

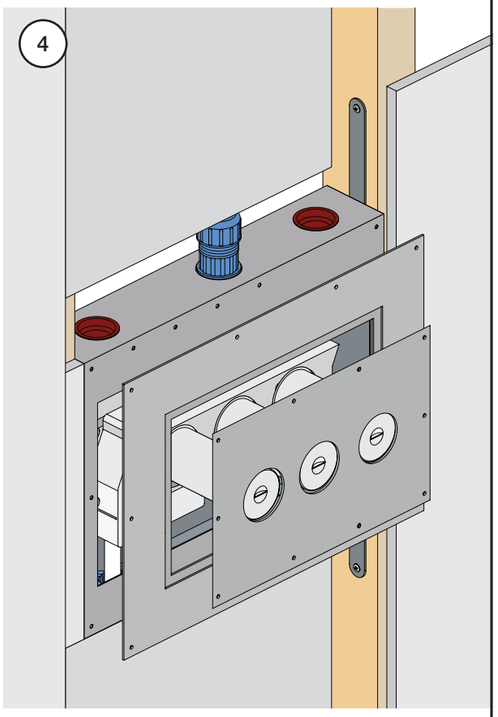

5

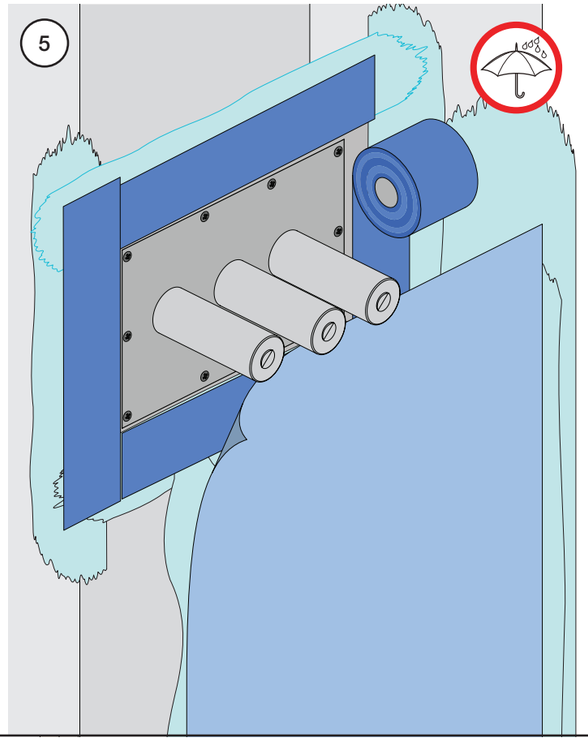

6

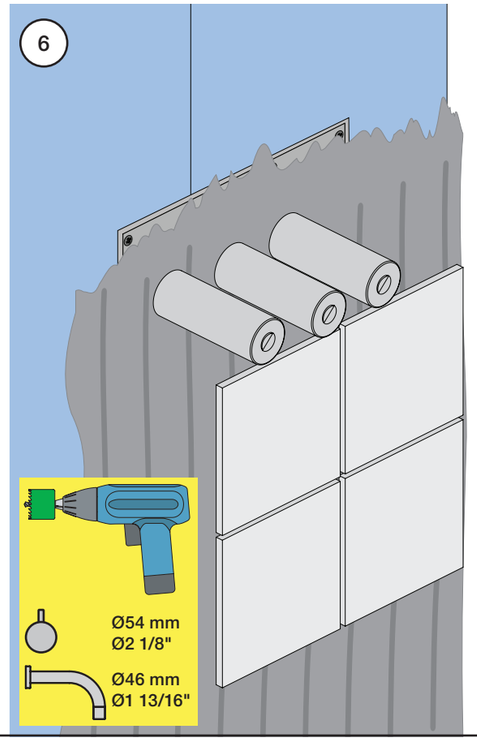

7

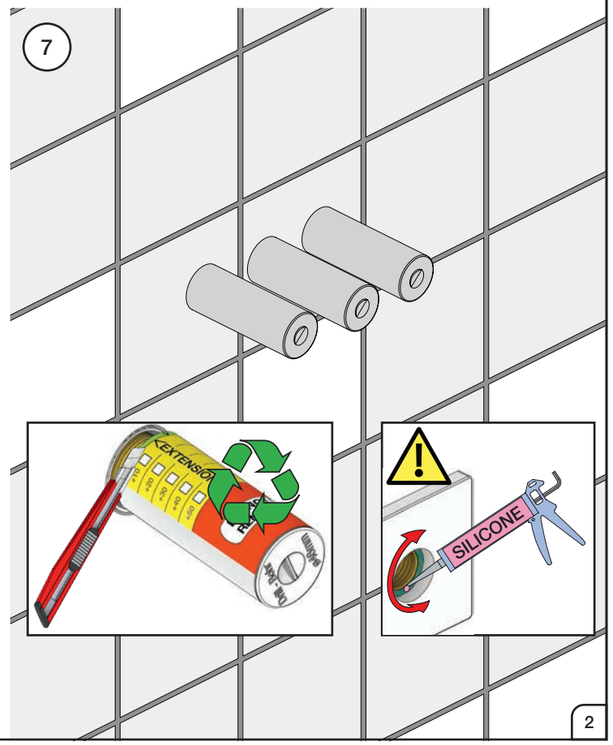

VOLA NR.51/52/64

NR.51:

1

NR.52+64:

2

www.vola.com

vola

mnt_NR51_40998505_V1

©VOLA A/S 5 705230 287331

Do not cut the membrane
Die Membran nicht schneiden
Skær ikke membranen
Skär inte membranet
Snij het membraan niet door
Ne coupez pas la membrane
No cortar la membrana

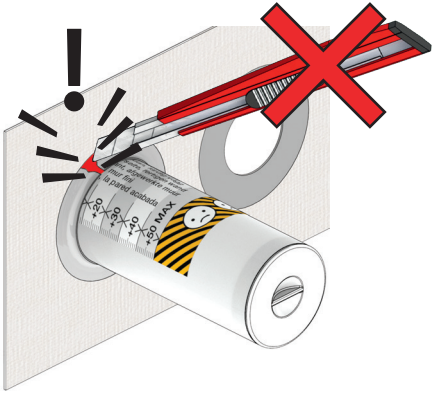

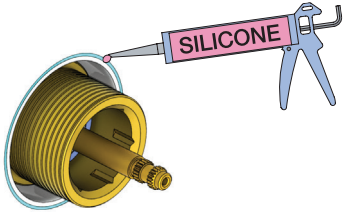

NR 51

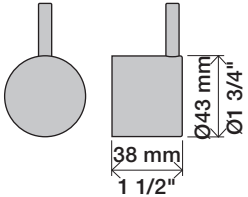

NR 51 - 1

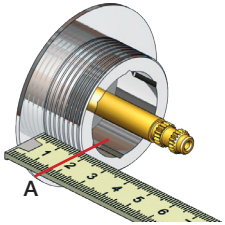

VR2279 VR2279B VR2279C

		A
VR2279	16 mm	16 - 22 mm
VR2279B	12 mm	12 - 18 mm
VR2279C	8 mm	8 - 15 mm

NR 51 - 2

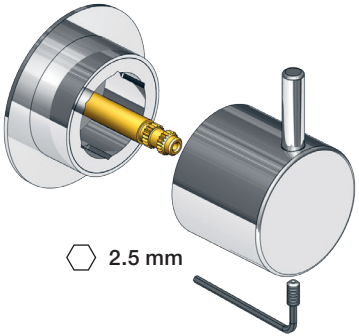

NR 52

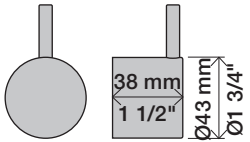

NR 64

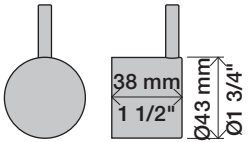

NR 52 - 1

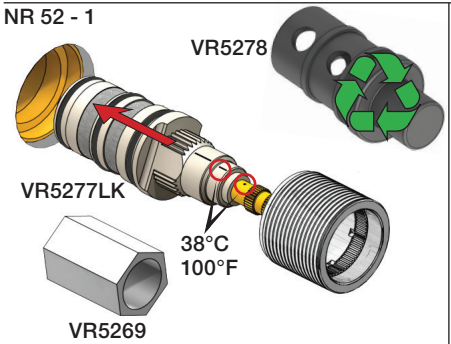

NR 52 - 2

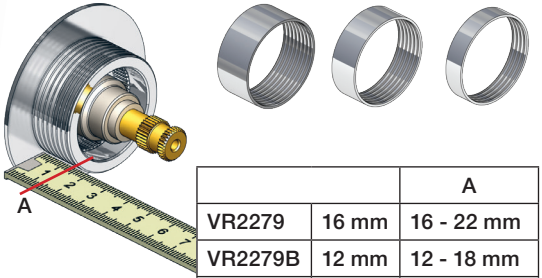

		A
VR2279	16 mm	16 - 22 mm
VR2279B	12 mm	12 - 18 mm
VR2279C	8 mm	8 - 15 mm

NR 64 - 1

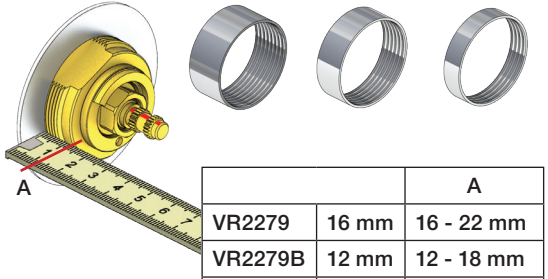

		A
VR2279	16 mm	16 - 22 mm
VR2279B	12 mm	12 - 18 mm
VR2279C	8 mm	8 - 15 mm

NR 52 - 3

Anti scald settings
Verbrühschutz
Skoldningssikring
Skållnings skydd
Broeien verzekeringen
Prévention des brûlures

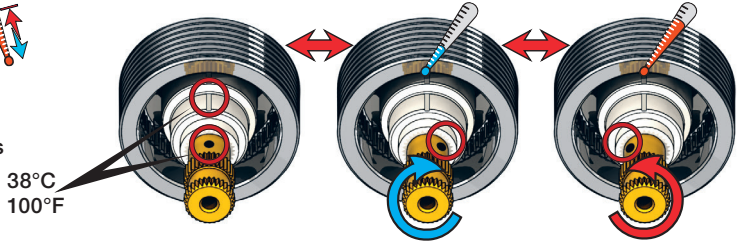

NR 52 - 4

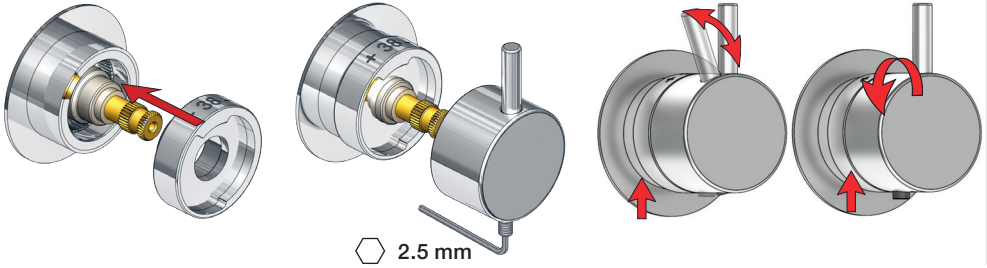

NR 64 - 2

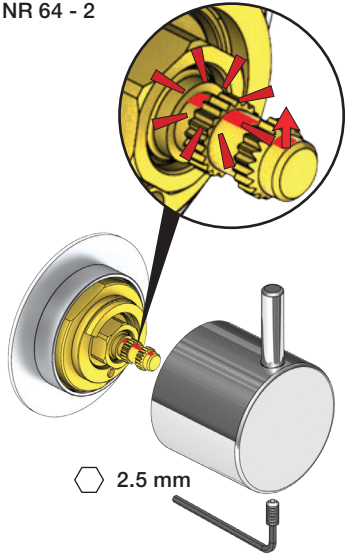

5400

5400VA3

5400VA4

VOLA T2

VOLA A/S • Lunavej 2 • DK-8700 Horsens • Tel. +45 70 23 55 00
Fax +45 70 23 55 11 • sales@vola.dk • www.vola.com

VOLA T2

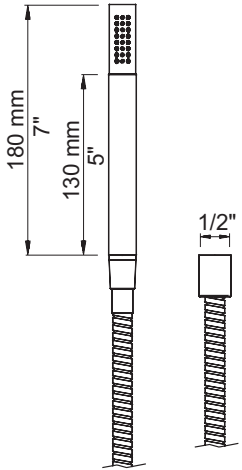
180 mm
7"
130 mm
5"
1/2"

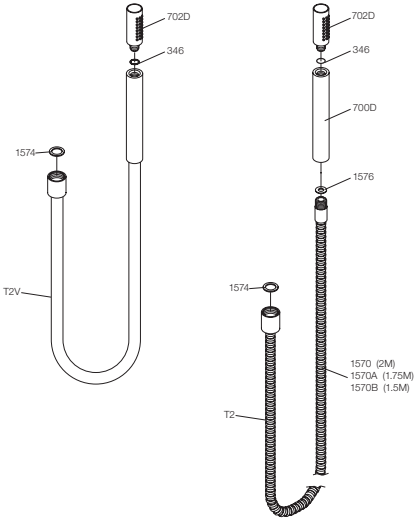
702D
346
1574
T2V
702D
346
700D
1576
1574
1570 (2M)
1570A (1.75M)
1570B (1.5M)
T2

T4

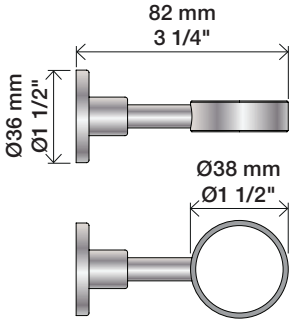

T5

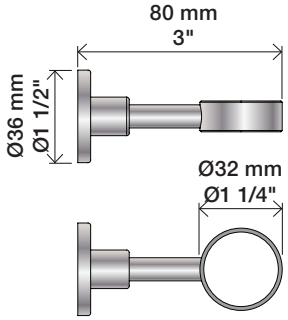

T6

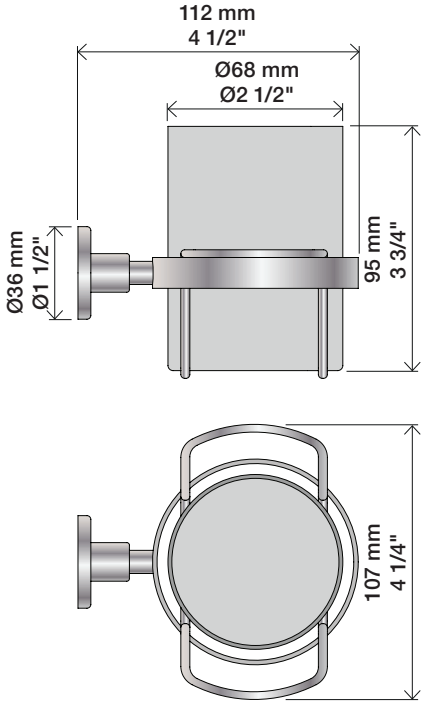

T7

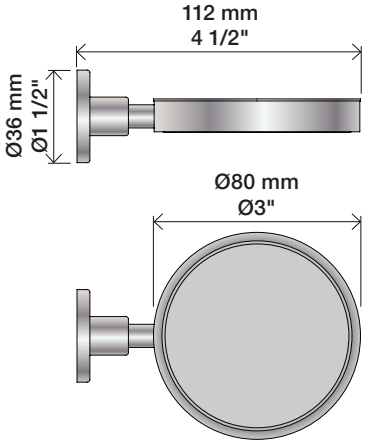

T11

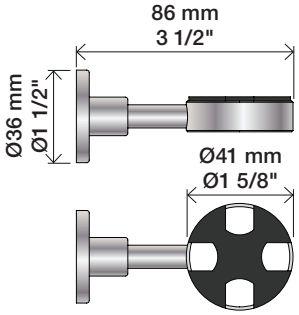

T16

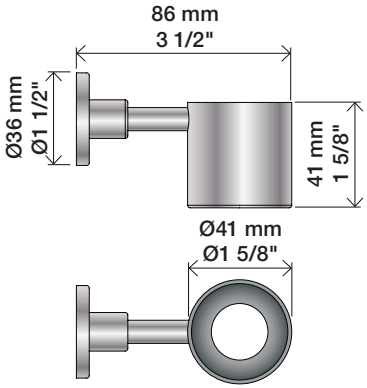

T14

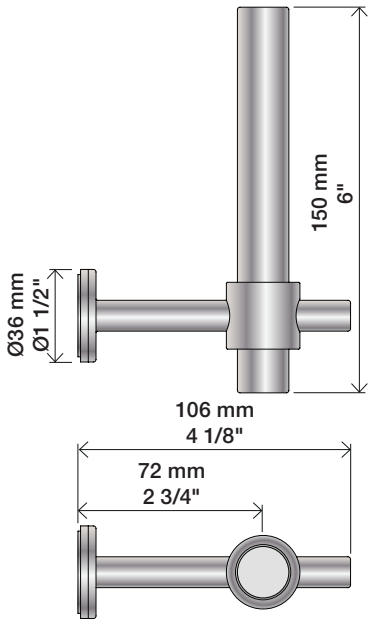

T8

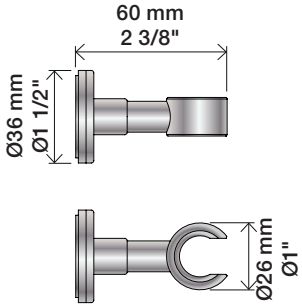

T9

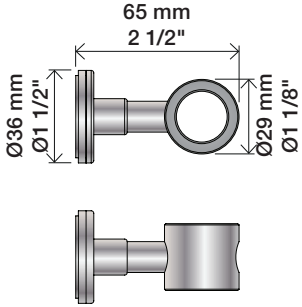

T3

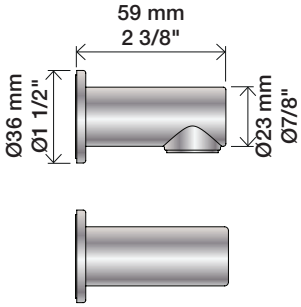

T27

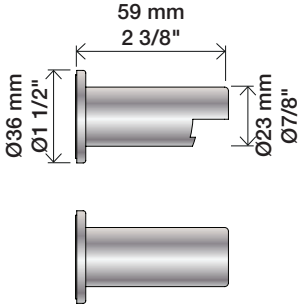

VOLA T3, T4, T5, T6, T7, T8, T9, T11, T14, T16, T27

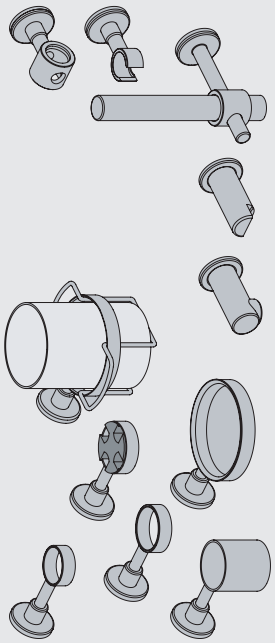

www.vola.com

vola

5 703182 372310

mnt_T3-T27_V3_40999247
01-04-2022

T4, T5, T6, T7, T11, T16, T27

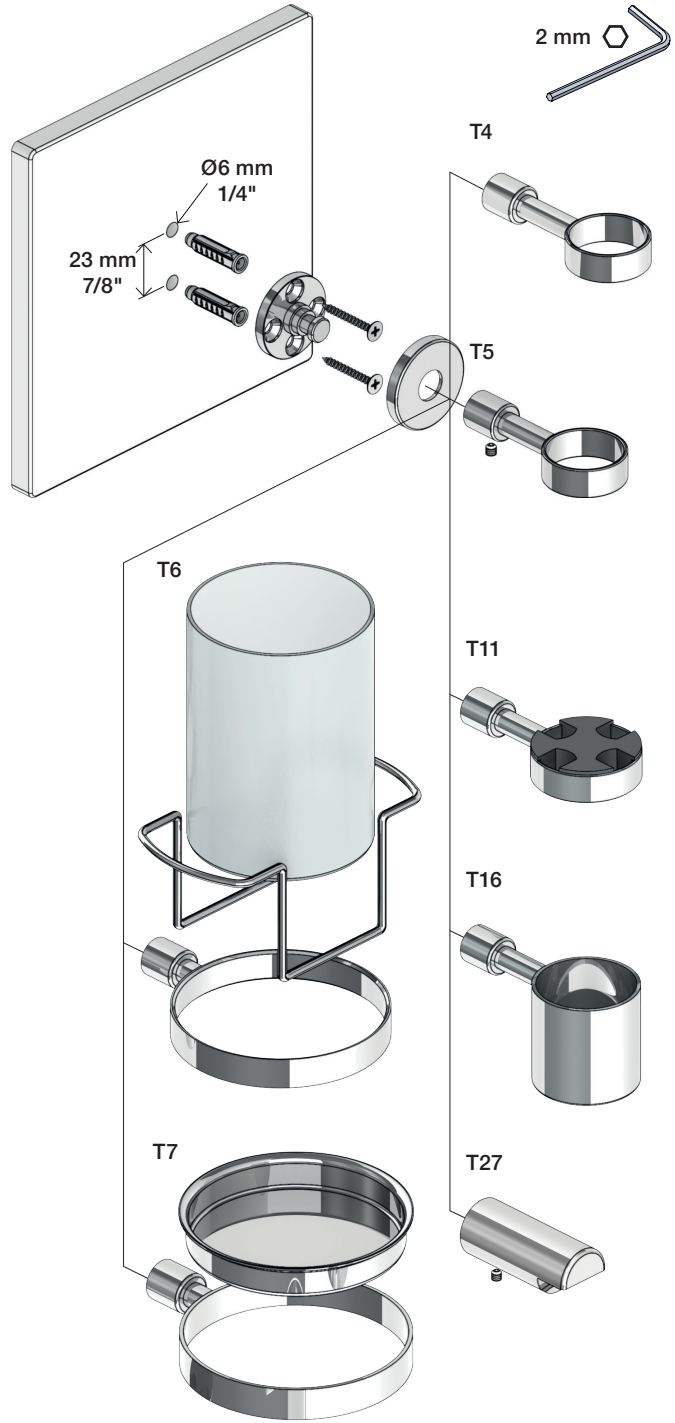

T8, T9, T14

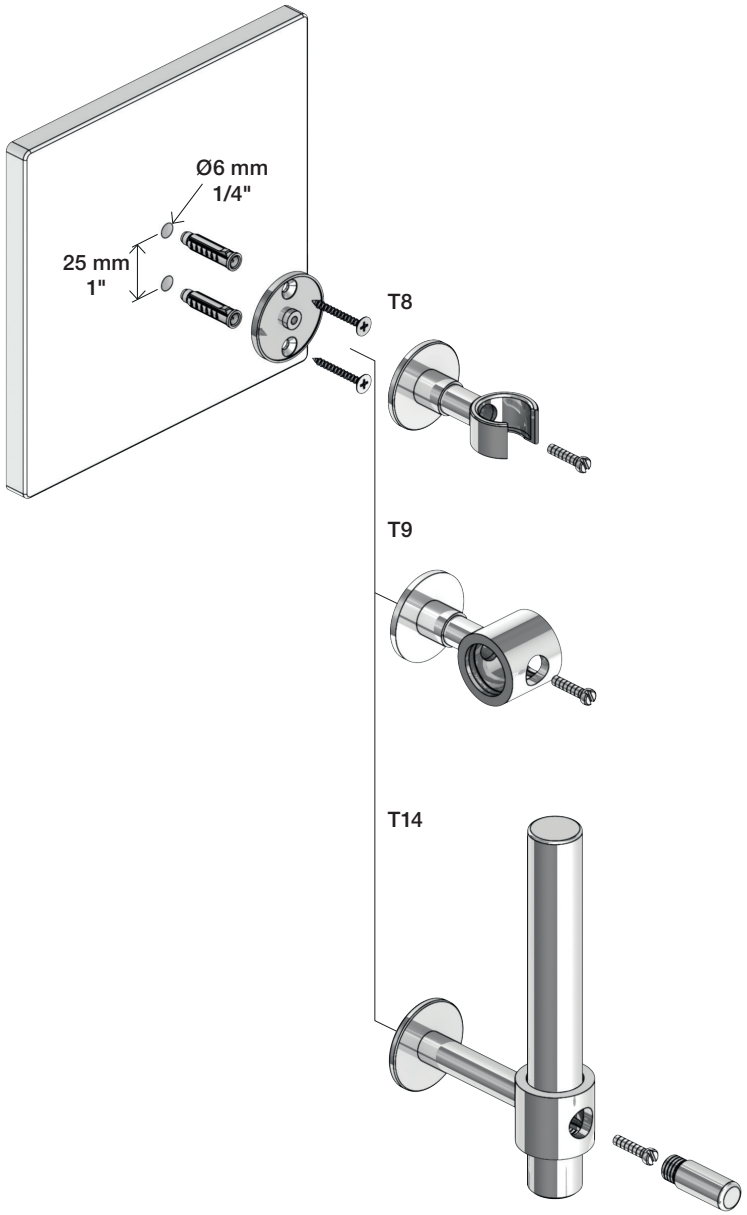

T3

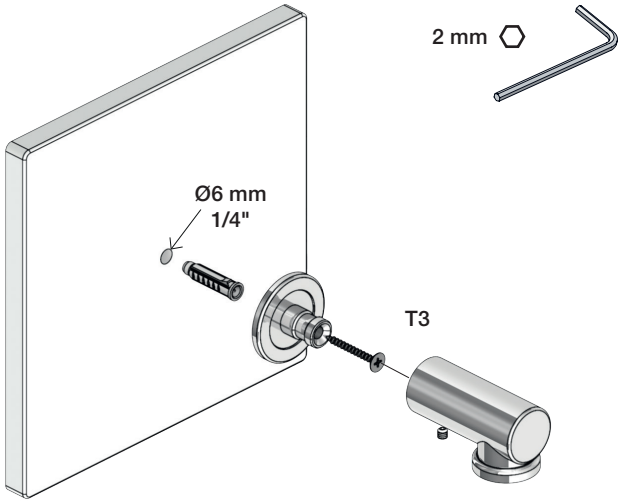

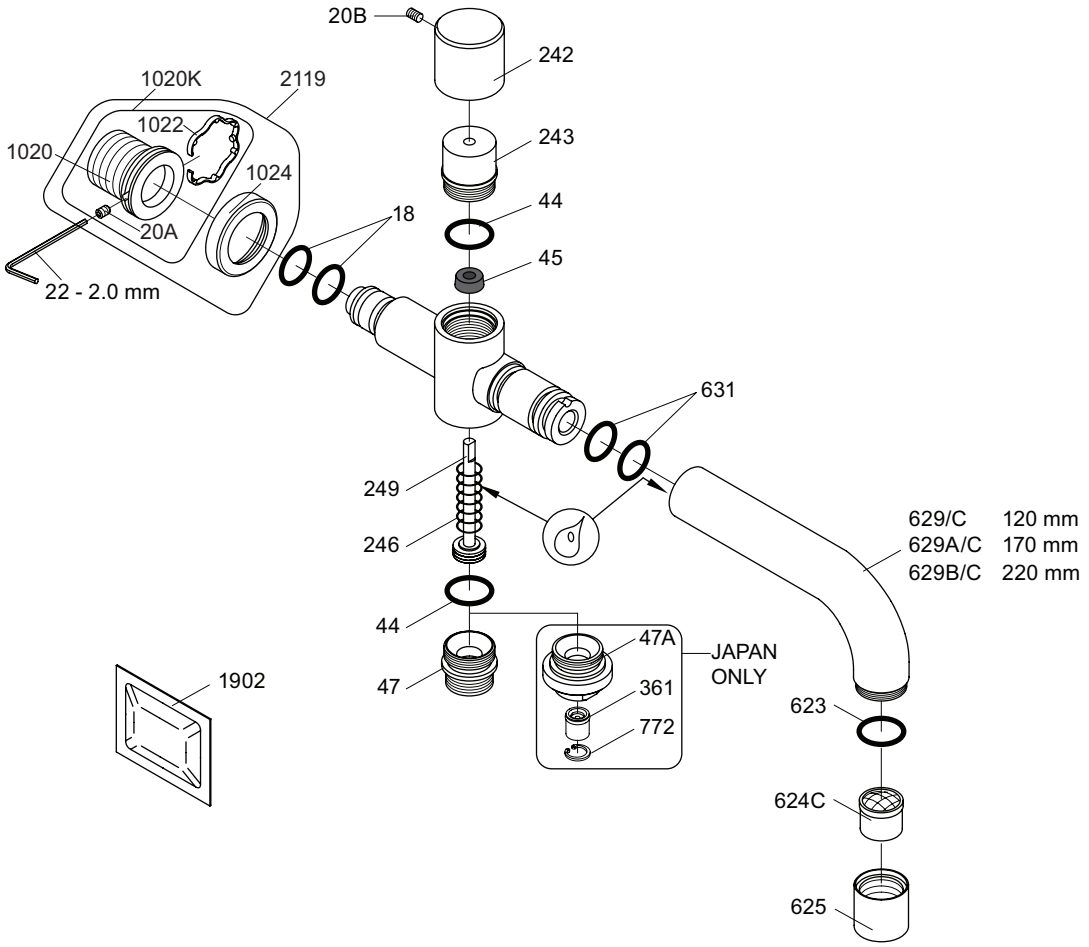

VR040D/: VR22, VR44, VR45, VR246, VR623, VR624/A/C/D/E/F, 2xVR631, VR1902
VR1020K: VR20A, VR22, VR1020, VR1022
VR2119: VR20A, VR22, VR1020, VR1022, VR1024

vola
Lunavej 2
DK-8700 Horsens
Tlf : + 45 7023 5500
sales@vola.com
www.vola.com

VOLA 040D/C

Date
Apr, 21

Rev.
2

Sheet
SB 20.1

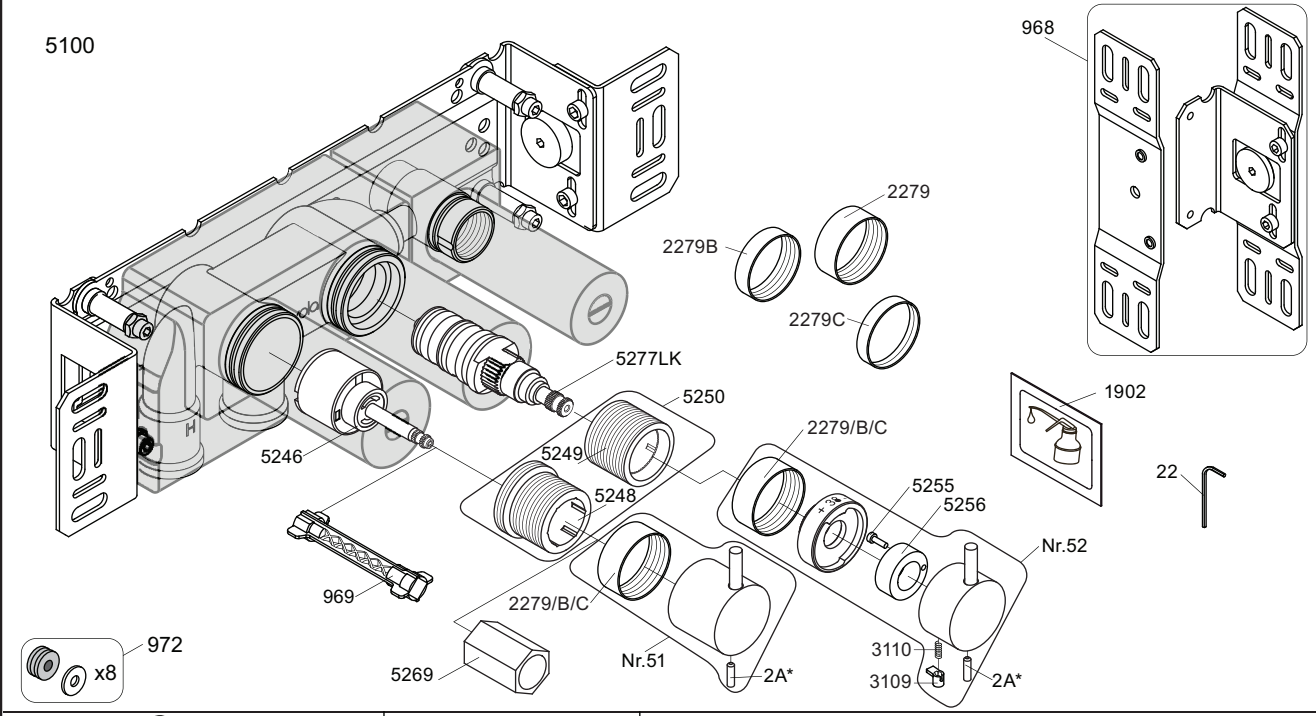

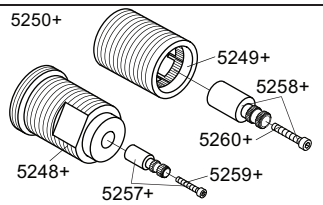

2A* Color

VR2A-Steel: Standard
VR2A-F60: F17-F27-F60
VR2A-F63: F63-F64
VR2A-F65: F19-F65-F70

NR51:	VR5251, VR2279+B+C, VR2A
NR52:	VR2A, VR5252, VR5253, VR5255, VR5256, VR2279+B+C, VR3113, VR2A
VR3113:	VR3109, VR3110, VR5255
VR5250+:	VR5248+, VR5249+, VR5257, VR5258, VR5259, VR5260
VR5257+:	VR5257+, VR5259+
VR5258+:	VR5258+, VR5260+

5100/5100X/5300

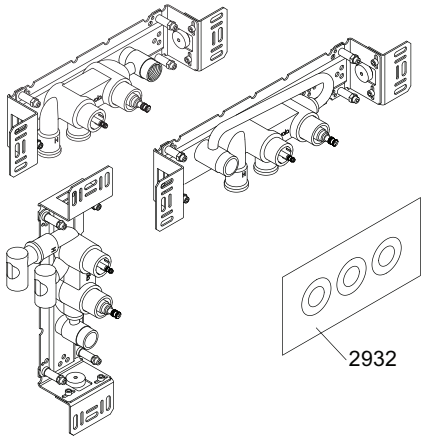

5200V

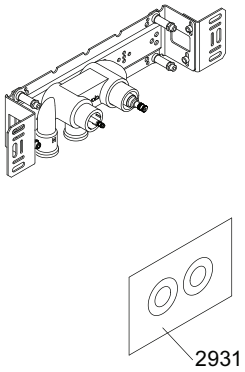

5003K

5002

2x2001, 001

2x2001

vola
Lunavej 2
DK-8700 Horsens
Tlf : + 45 7023 5500
sales@vola.com
www.vola.com

VOLA 5100
5100X, 5200V, 5300

Date
May 22

Rev.
4

Sheet
SB 10.51

T2V:

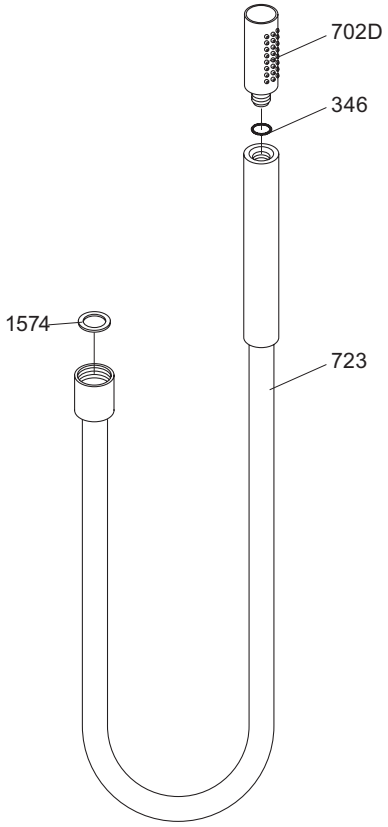

T2:

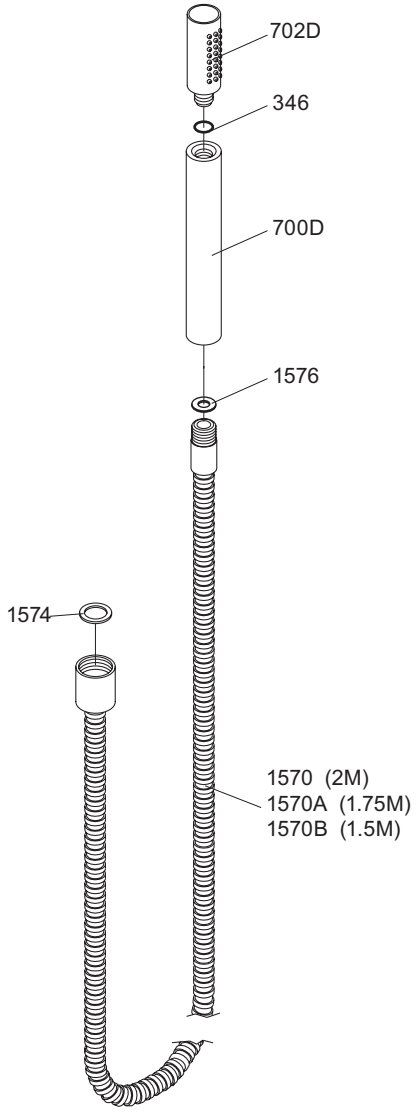

vola
Lunavej 2
DK-8700 Horsens
Tlf : + 45 7023 5500
sales@vola.com
www.vola.com

VOLA T2V & T2

Date	Sep. 07
Rev.	1
Sheet	SB 40

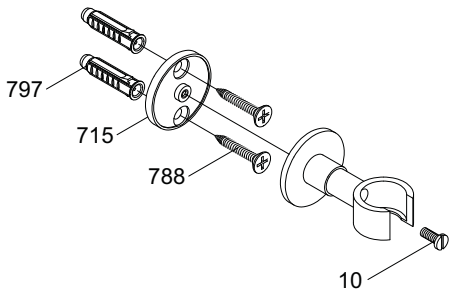

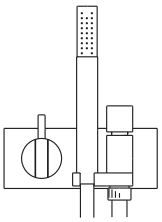

VOLA A/S
Lunavej 2
DK-8700 Horsens
Tlf : + 45 7023 5500
Fax: + 45 7023 5511
sales@vola.com
www.vola.com

VOLA T8

Dato
Jan. 96

Rev.
1

Blad
SB 40.6