VOLA 100, 100X, 200, 200V, 300
VOLA 400DV, 400, 400V, 400N, 400NV, 400T
VOLA 400TV, 400F, 400FV, 400R, 400RV
VOLA 2100, 2100X, 2200, 2200V, 2300, 2400
VOLA 2400V, 2400N, 2400NV, 2400T, 2400TV
VOLA 2400F, 2400FV, 2400R, 2400RV

Fitting instruction | Monteringsvägledning
Montageanleitung | Montage hanleiding
Monteringsvejledning | Manuel de montage

GODKENDT TIL DRIKKEVAND

04/00029
04/00031
04/00055

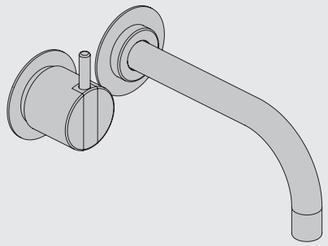

www.vola.com

100-2100_V3_40998502
09-01-2024

5 705230 286211

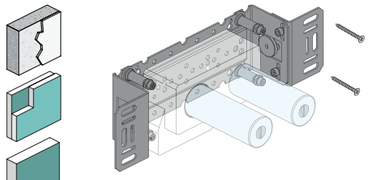

VR968: To be ordered separately.
Werden separat bestellt.
Bestilles separat.
Beställs separat.
Apart te bestellen.
À commander séparément.

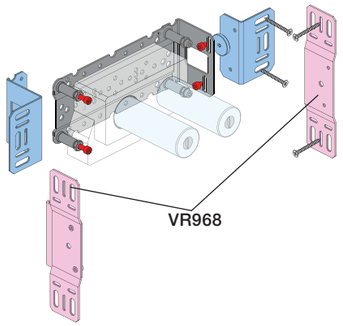


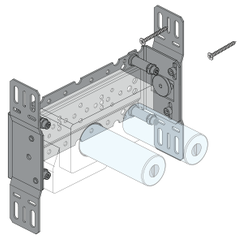

**A**

**Data, 3 Bar/43.5 Psi:**

| | l/min. | Gal/min. |
|---|---|---|
| 100: | 18,3 | 4.8 |
| 400V: | 15,6 | 4.1 |
| 2100: | 25,2 | 6.7 |
| 2400V: | 22,2 | 5.9 |

Max. 65°C, 150°F

**Max.: 10 Bar/145 psi**

**B**

Check the local legislation.
Bitte die örtlichen Vorschriften überprüfen.
Tjek de lokale regler.
Kontrollera den lokala lagstiftning.
Verifieer de lokale regelgeving.
Vérifiez la législation locale.




**C**

DE:
Bitte separat beiliegende Anleitung für die Schalldämpfer VR1249 beachten

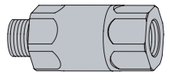

DE:
Bitte separat beiliegende Anleitung für die Schallentkopplung VR972 beachten

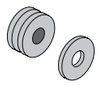

**D**

Box till inbyggnadsblandare.
Boks til indbygningsblander.
Laatikko seinäasenteiselle sekoittajalle.

Ingår inte i leveransen, köps separat.
Ikke inkludert, kjøpes separat.
Eivät sisälly tilaukseen, ostettava erikseen.

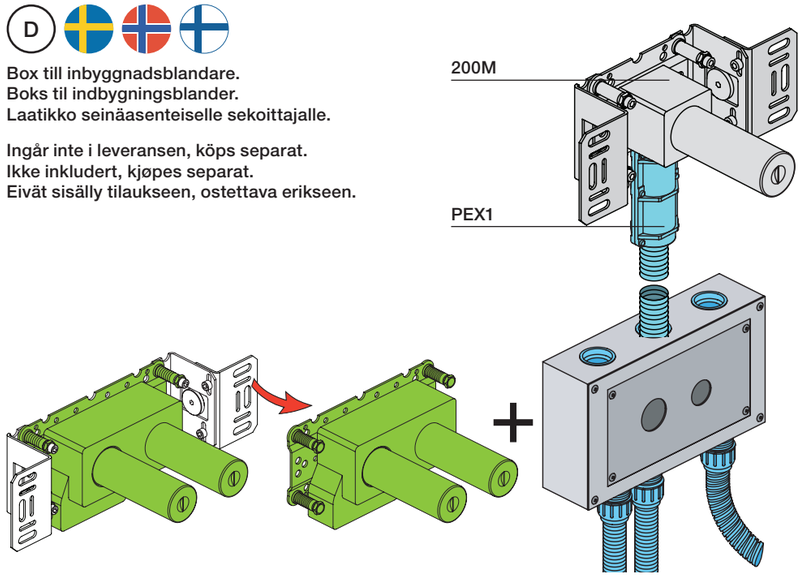


| vola.com | L | L1 | L2 | H | H1 | D |
|---|---|---|---|---|---|---|
| 100, 100X, 200V, 300, 400V, 400DV 2100, 2100X, 2200V, 2300, 2400V | 377 mm 14 3/4" | 260 mm 10" | 268 mm 10 1/2" | 95 mm 3 3/4" | 186 mm 7 3/8" | 70 mm 2 3/4" |
| 400NV, 400TV 2400NV, 2400TV | 475 mm 18 3/4" | 355 mm 14" | 367 mm 14 1/2" | | | |
| 400FV, 400RV 2400FV, 2400RV | 552 mm 21 3/4" | 435 mm 17" | 447 mm 17 5/8" | | | |

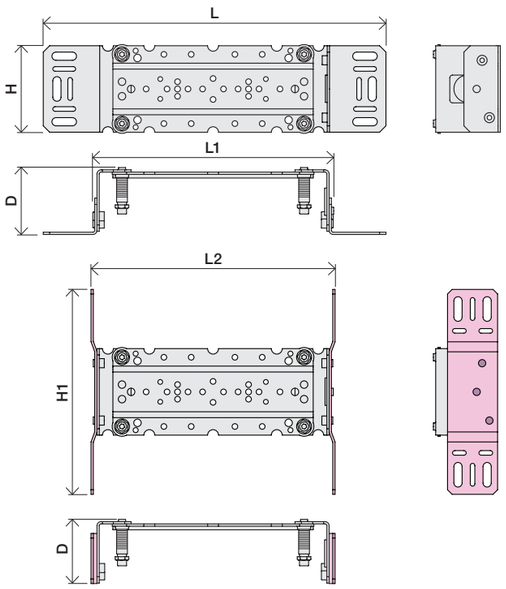


Extension
Verlängerung
Forlængerdele
Förlängning
Aanpassing
Modification

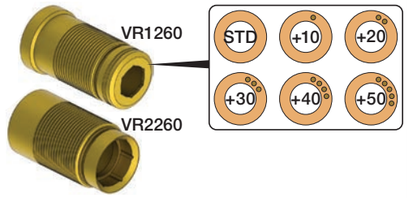


**T** Min. 3 mm
Max 65 mm

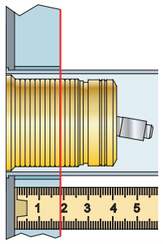

**Y** Min. 48 mm
Max. 110 mm

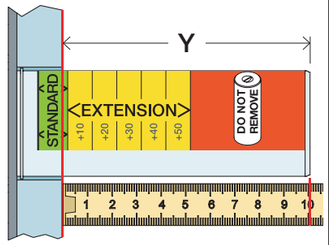


| T | Y | VR1260/2260/1400/2019 |
|---|---|---|
| 3 - 15 mm | 110 - 98 mm | Std. |
| 15 - 25 mm | 98 - 88 mm | +10 |
| 25 - 35 mm | 88 - 78 mm | +20 |
| 35 - 45 mm | 78 - 68 mm | +30 |
| 45 - 55 mm | 68 - 58 mm | +40 |
| 55 - 65 mm | 58 - 48 mm | +50 |

Extension, retrofit
Verlängerung, nachträglicher Einbau
Forlængerdele, eftermontering
Förlängning, eftermontering
Aanpassing na montage
Modification aprés installation

**X** 52 - 0 mm

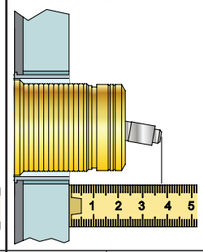

**X** -15 - 0 mm

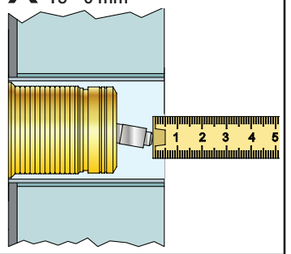

| | X | VR1260 + VR1400 + VR2019 |
|---|---|---|
|  | 40 - 52 mm | Std. |
| | 30 - 40 mm | +10 |
| | 20 - 30 mm | +20 |
| | 10 - 20 mm | +30 |
| | 0 - 10 mm | +40 |
| | -10 - 0 mm | +50 |

| | X | VR2260 + VR1400 + VR2019 |
|---|---|---|
|  | 35 - 47 mm | Std. |
| | 25 - 35 mm | +10 |
| | 15 - 25 mm | +20 |
| | 5 - 15 mm | +30 |
| | -5 - 5 mm | +40 |
| | -15 - -5 mm | +50 |

Fitting of extension
Montage von verlängerung
Montering af forlængerdele

Montering av förlängning
Montage van de verlengstukken
Montage des rallonges

VR1260+

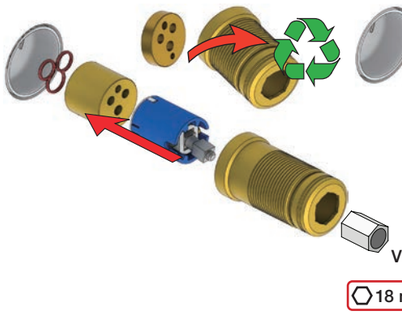


VR2260+

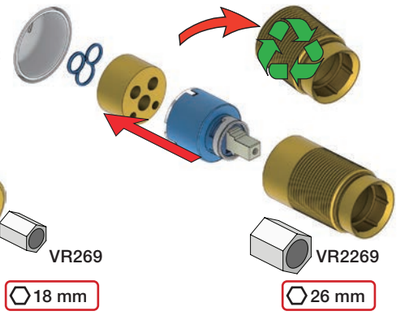


VR2019+, VR2119+

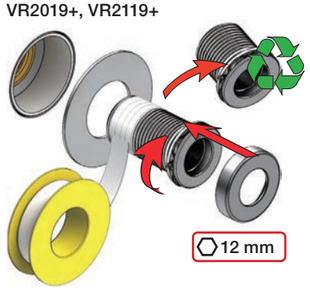


VR1400+

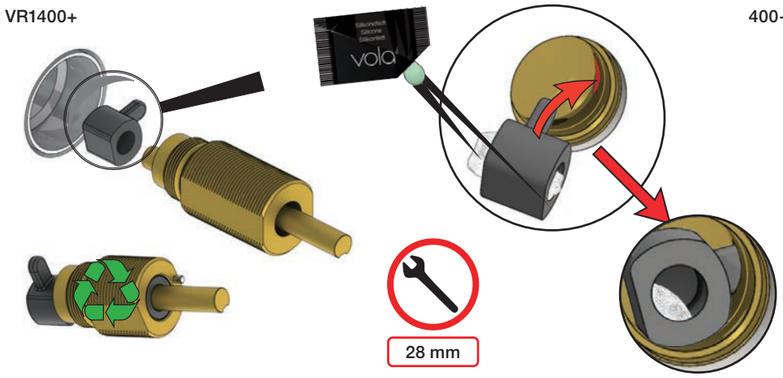


400-2400

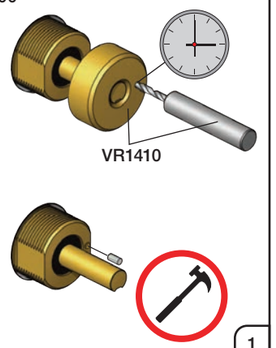




VOLA A/S • Lunavej 2 • DK-8700 Horsens • Tel. +45 7023 5500 • sales@vola.dk • www.vola.com

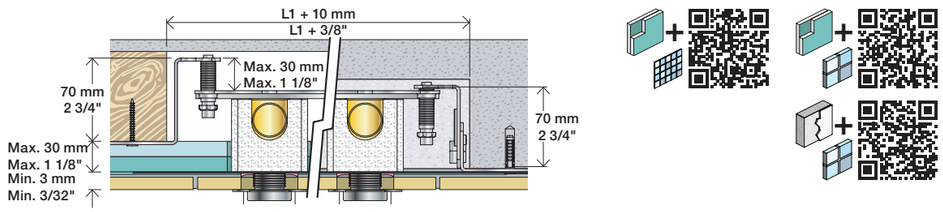


2x13 mm

Lightweight wall
Leichtwand
Let væg

Lätta konstruktion
Holle wandconstructie
Construction légère

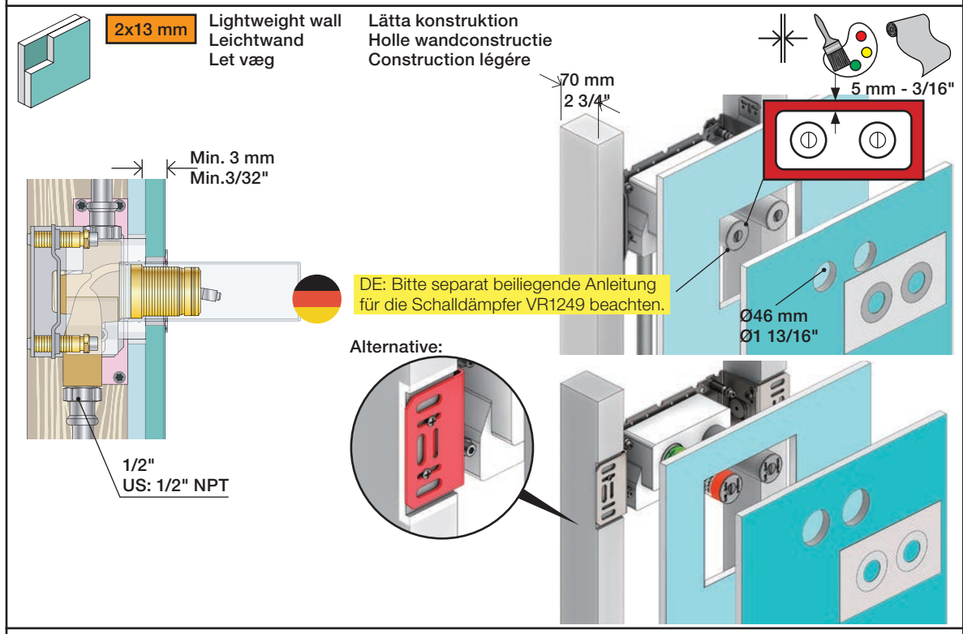


1x15 mm
1x18 mm
1x20 mm

2x13 mm

Lightweight wall
Leichtwand
Let væg

Lätta konstruktion
Holle wandconstructie
Construction légère

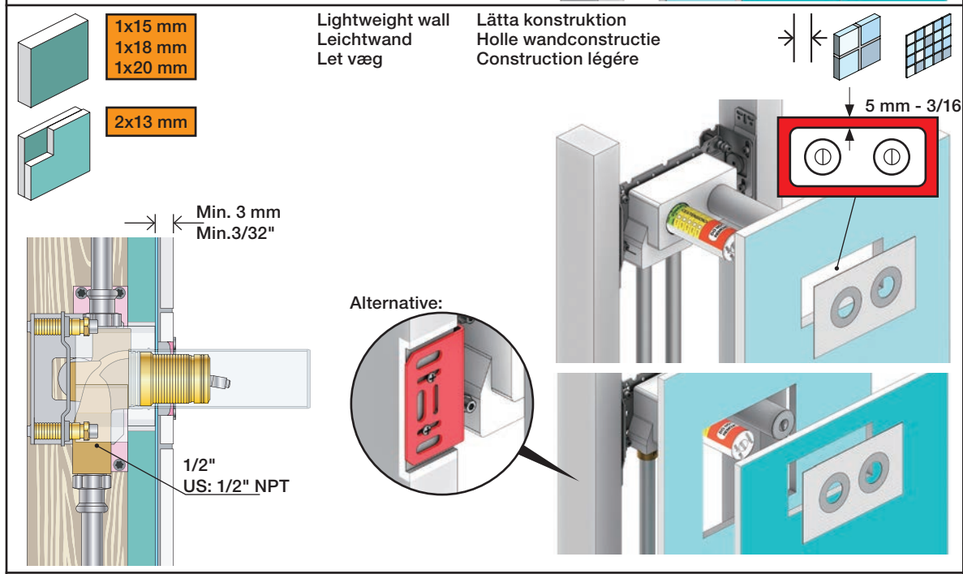


Masonry
Mauerwerk
Murværk

Murverk
Massieve wand
Mur Plein

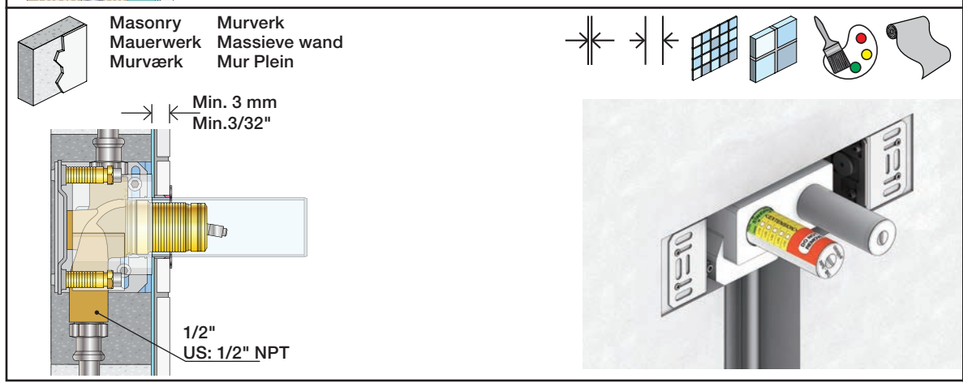


1

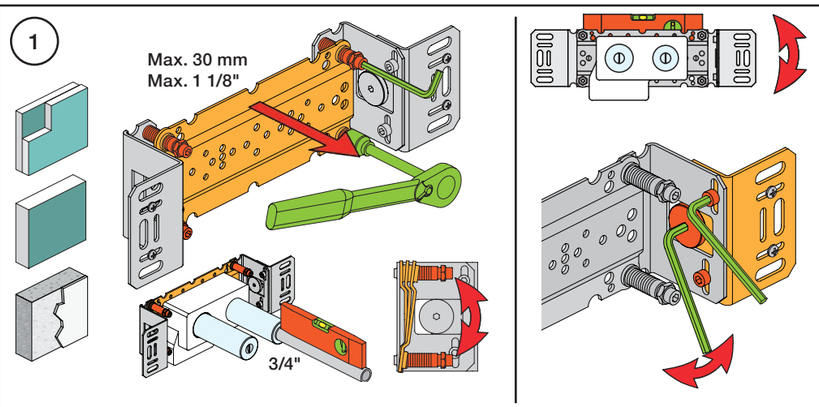


2

Test Pressure
Prüfdruck
testtryk
Test tryck
Test druk
test de pression

Check the local legislation.
Bitte die örtlichen Vorschriften überprüfen.
Tjek de lokale regler.
Kontrollera den lokala lagstiftning.
Verifieer de lokale regelgeving.
Vérifiez la législation locale.

BAR
PSI

**! Water - Wasser - Vand - Vatten - Water - L´eau**

**! MAX 1 Minute - Minut - Minuut !**

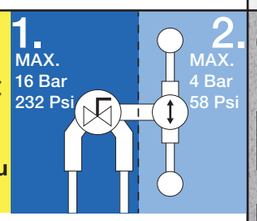


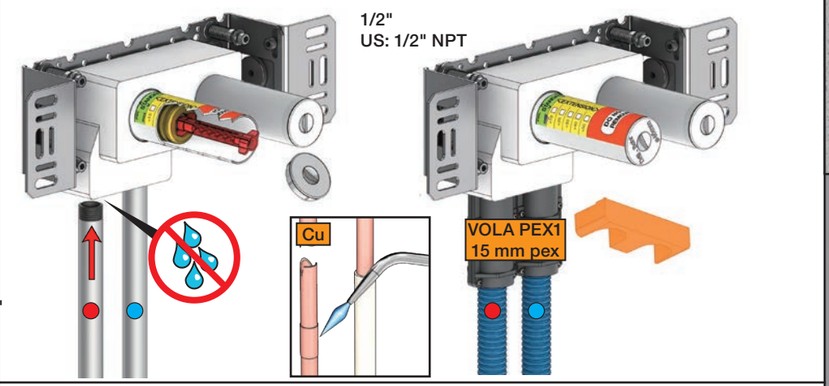


3

Flush installation
Installation Spülen
Skyl installation
Skölj installation
Kraan doorspoelen
Rincer l'installation

VR969

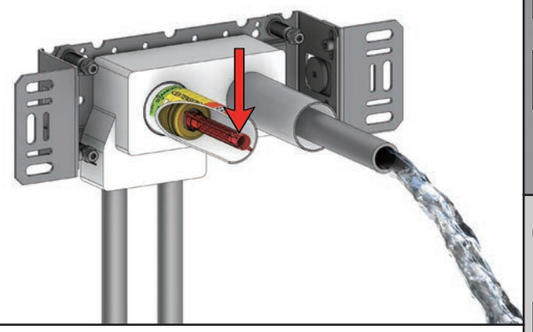

4G

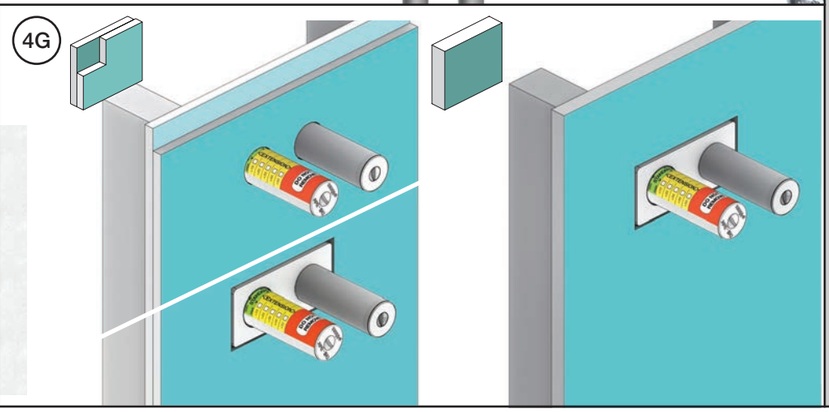

4M

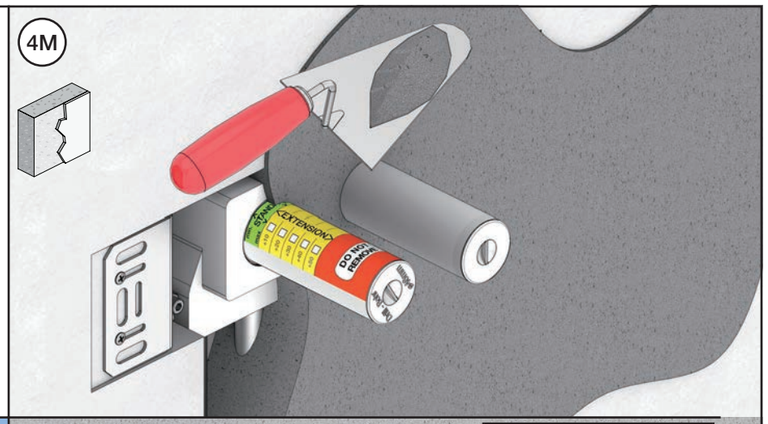

5

Without membrane
Ohne Membran
Uden membran

Zonder membran
Sans Membrane imperm
Uten membran

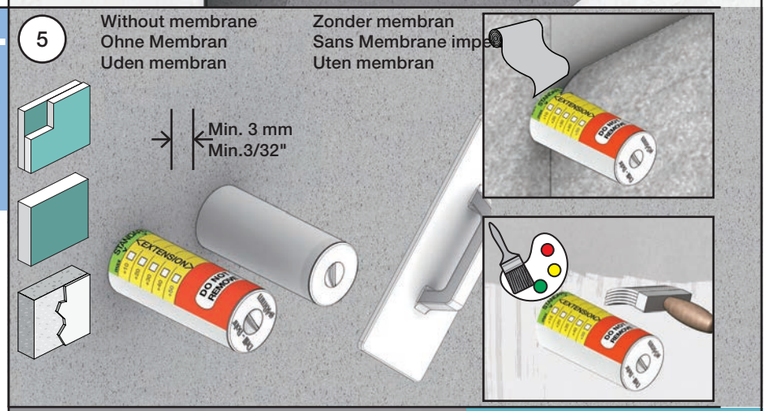


6

Waterproof membrane
Wasserdichte Membran
Vandtæt membran

Vattentät membran
Waterdicht membran
Membrane imperable

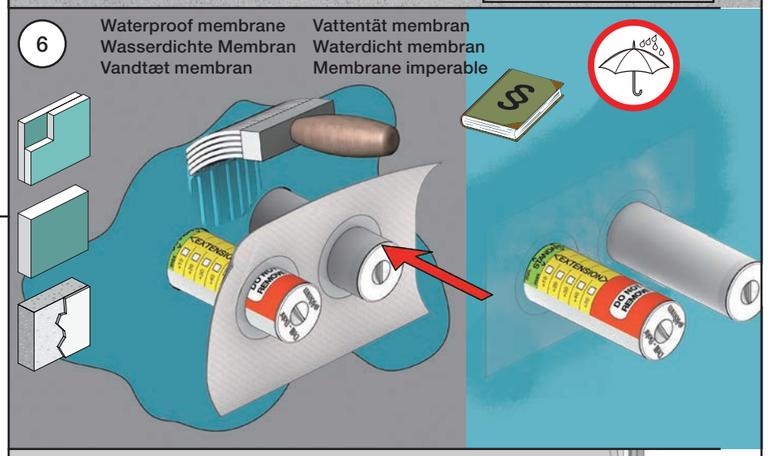

7

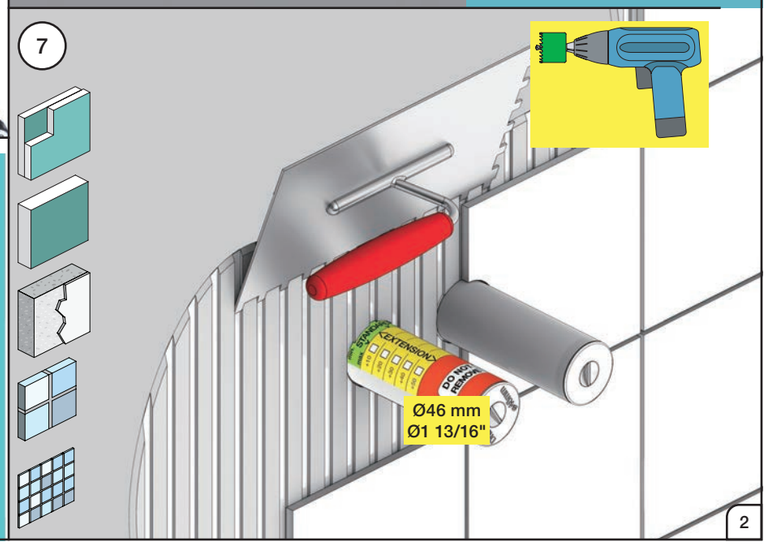

**VOLA 070, 070R, 070-HT2**

Fitting instruction
Montageanleitung
Monteringsvejledning
Monteringsvägledning
Montage hanleiding
Manuel de montage

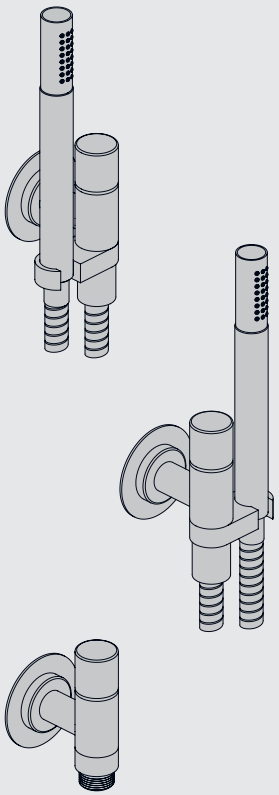

www.vola.com

vola

mnt_070_V1_40998357
02-08-2023

5 705230 341804

| Data | Bar: | 1 | 2 | 3 | 4 | 5 |
|---|---|---|---|---|---|---|
| 070/070R | (l/min)<br>(Gal/min) | 9<br>2.5 | 9<br>2.5 | 9<br>2.5 | 9<br>2.5 | 9<br>2.5 |
| 070-HT2 | (l/min)<br>(Gal/min) | 9<br>2.5 | 12<br>3.2 | 15<br>4.0 | 17<br>4.5 | 19<br>5 |
| | Max. 65°C. 150°F | | | | | |

**VR161:**
VR161K: 7 l/min - 1.8 Gal/min (Cal Green)



070

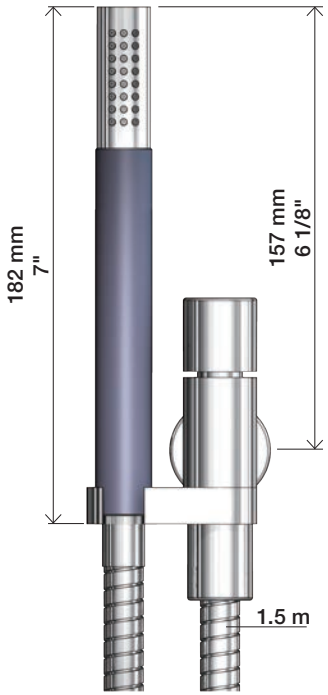


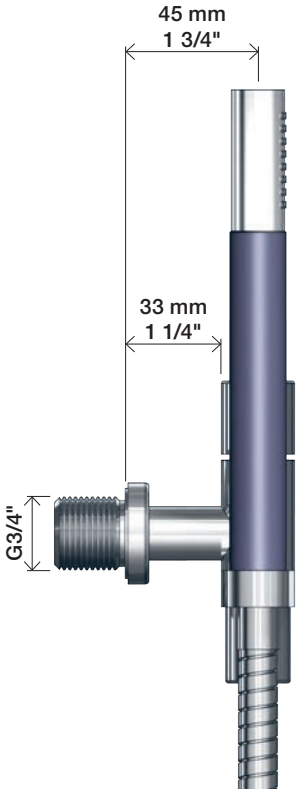


070R

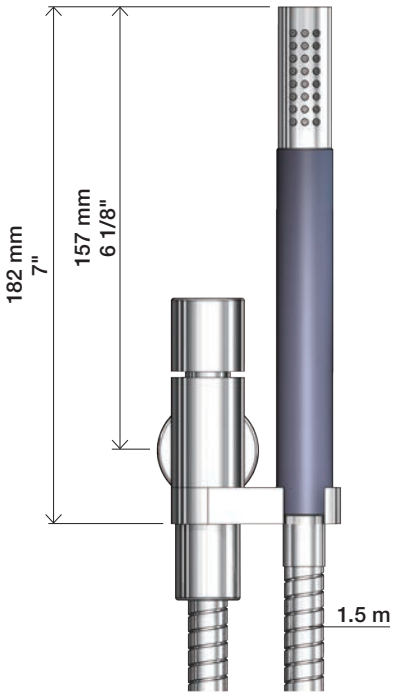


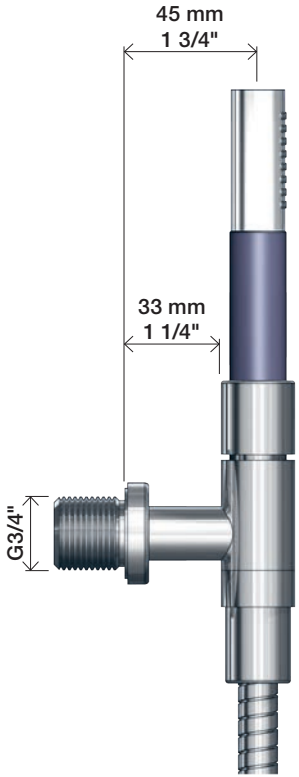


070-HT2



1

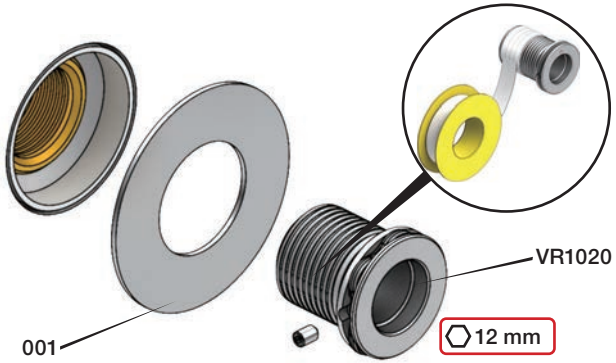


2

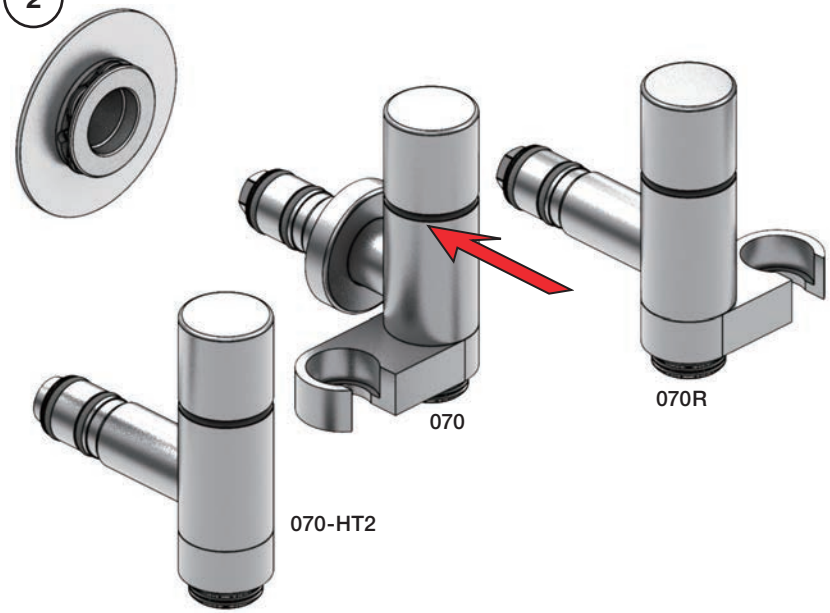


3

2



Extension
Verlängerung

Forlængerdele
Förlängning

Verlengstukken
Modification

**T** Min. 3 mm
Max. 65 mm

**Y** Min. 48 mm
Max. 110 mm

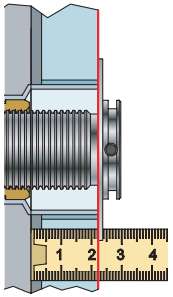


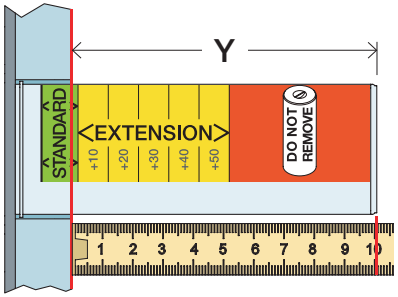


| T | Y | VR2019 |
|---|---|---|
| 3 - 15 mm | 110 - 98 mm | Std. |
| 15 - 25 mm | 98 - 88 mm | +10 |
| 25 - 35 mm | 88 - 78 mm | +20 |
| 35 - 45 mm | 78 - 68 mm | +30 |
| 45 - 55 mm | 68 - 58 mm | +40 |
| 55 - 65 mm | 58 - 48 mm | +50 |

VR2019+

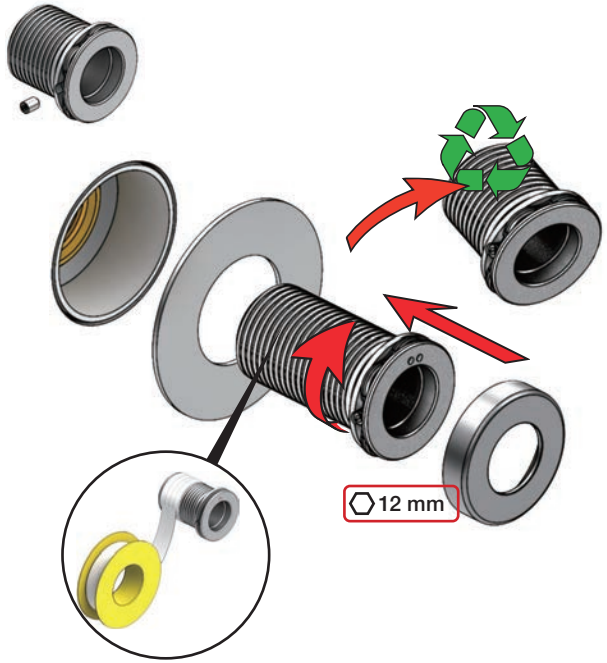

VOLA 200M

Fitting instruction
Montageanleitung
Monteringsvejledning
Monteringsvägledning
Montage hanleiding
Manuel de montage

GODKENDT TIL DRIKKEVAND

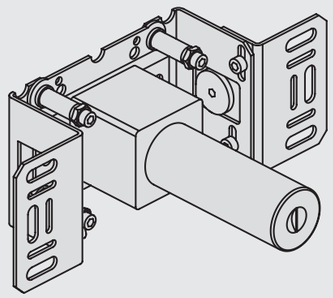

www.vola.com

vola

200M_V4_40998506
25-11-2022

5 705230 288055

Max.: 10 Bar/145 psi
Max. 65°C, 150°F

Check the local legislation.
Bitte die örtlichen Vorschriften überprüfen.
Tjek de lokale regler.
Kontrollera lokala föreskrifter
Nazitten lokale regelgeving.
Vérifiez la législation locale.

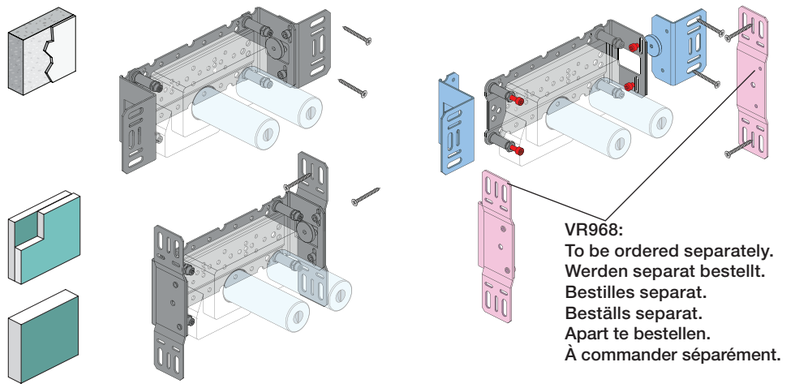

VR968:
To be ordered separately.
Werden separat bestellt.
Bestilles separat.
Beställs separat.
Apart te bestellen.
À commander séparément.

DE:
Bitte separat beiliegende Anleitung für die Schallentkopplung VR972 beachten

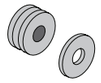

Box till inbyggnadsblandare.
Boks til indbygningsblander.
Laatikko seinäasenteiselle sekoittajalle.

Ingår inte i leveransen, köps separat.
Ikke inkludert, kjøpes separat.
Eivät sisälly tilaukseen, ostettava erikseen.

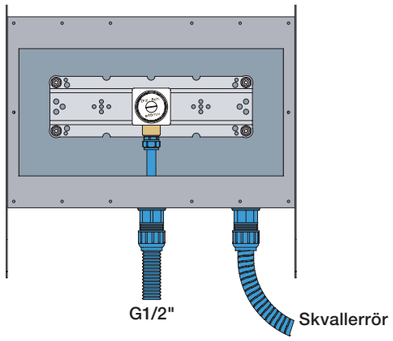


Installation example
Installationsbeispiel
Installationseksempel
Installationsexemplar
Installatie voorbeeld
l'installation des exemple

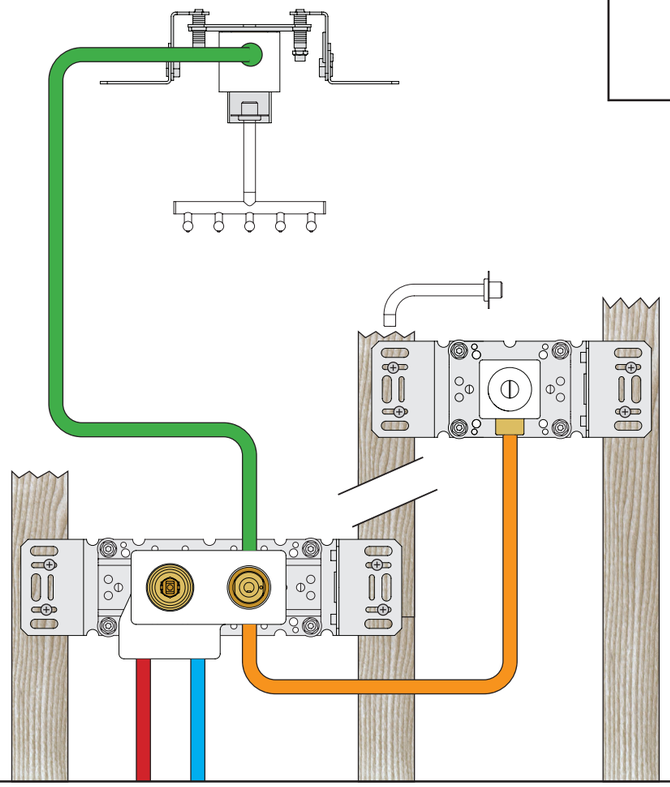

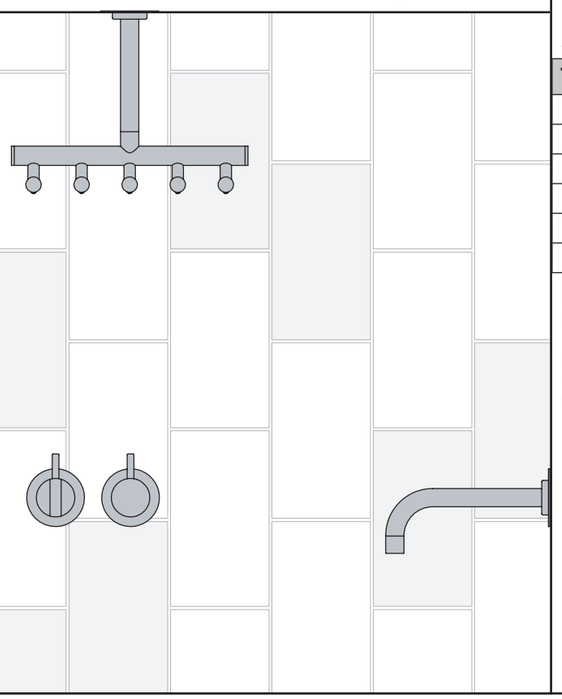

200M & VR968:

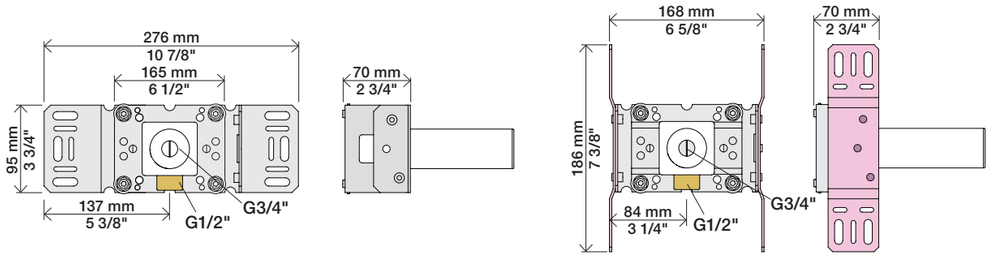


Extension
Verlängerung
Forlængerdele
Förlängning
Verlengstukken
Modification



VR2019: 010, 020, 030, 040
VR2021: 050
VR2020: 080W
VR2119: 010C, 020C, 040D
050K, 070/R/S/W, 080/K/D/DK
VR2219: 050A, 060A
VR648: 060, 080ST

* +10 - STANDARD SVERIGE

VR2019, VR2119
VR2020, VR2219
VR2021

VR648

T Min. 3 mm
Max. 65 mm

Y Min. 48 mm
Max. 110 mm

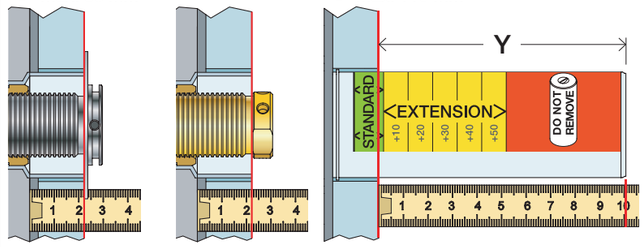


| T: VR2019/2020/2021/2119/2219 | T: VR648 | Y | |
|---|---|---|---|
| 3 - 15 mm | 3 - 19 mm | 110 - 98 mm | Std. |
| 15 - 25 mm | 17 - 28 mm | 98 - 88 mm | +10 |
| 25 - 35 mm | 27 - 38 mm | 88 - 78 mm | +20 |
| 35 - 45 mm | 37 - 48 mm | 78 - 68 mm | +30 |
| 45 - 55 mm | 47 - 58 mm | 68 - 58 mm | +40 |
| 55 - 65 mm | 57 - 68 mm | 58 - 48 mm | +50 |

VR2019:
VR2020: VR2119:
VR2021: VR2219:

VR648:

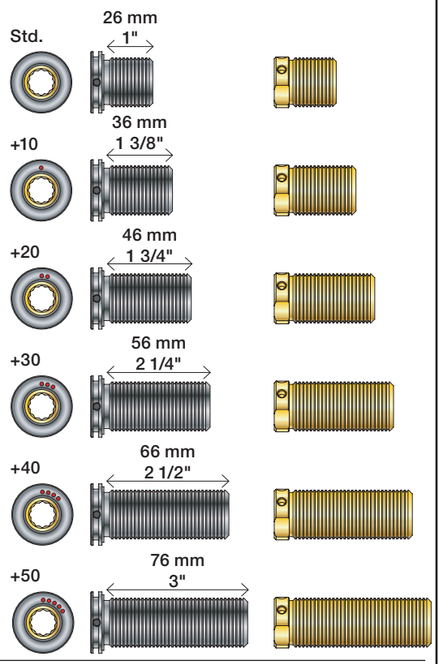


Fitting of extension
Montage von verlängerung
Montering af forlængerdele
Montering av förlängning
Montage van de verlengstukken
Montage des rallonges

VR2019+, VR2119+
VR2020+, VR2219+
VR2021+

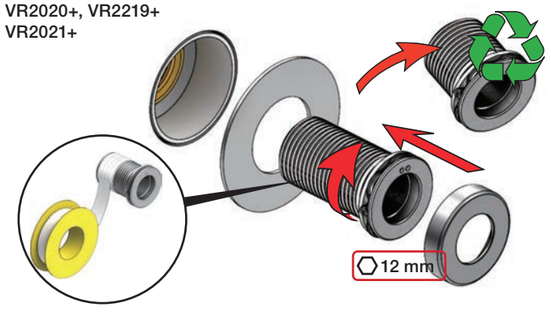


VR648+

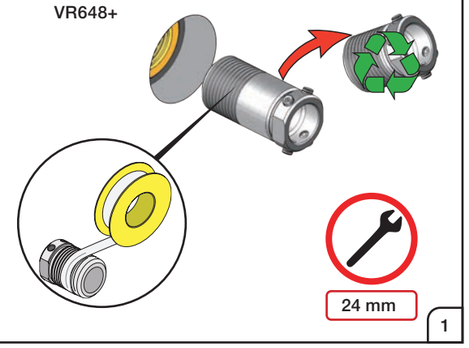




VOLA A/S • Lunavej 2 • DK-8700 Horsens • Tel. +45 7023 5500 • Fax +45 7023 5511 • sales@vola.dk • www.vola.com

vola

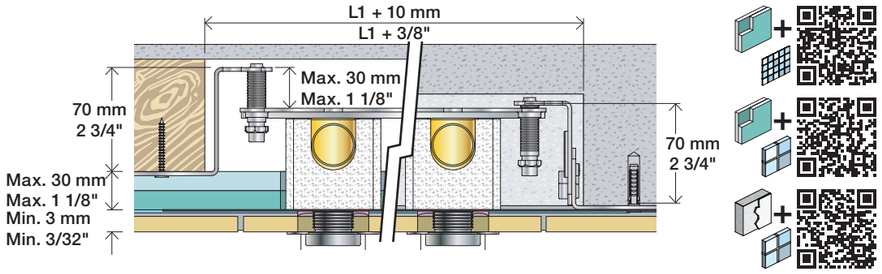


2x13 mm

Lightweight wall
Leichtwand
Let væg

Lätta konstruktion
Holle wandconstructie
Construction légère

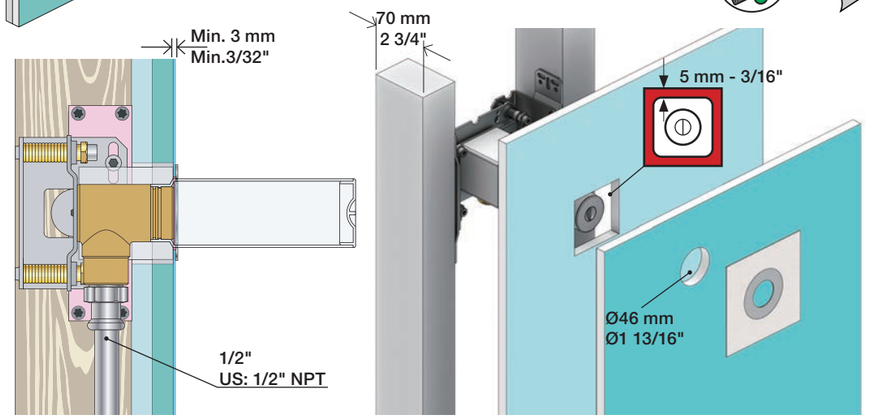


1x15 mm
1x18 mm
1x20 mm

Lightweight wall
Leichtwand
Let væg

Lätta konstruktion
Holle wandconstructie
Construction légère

2x13 mm

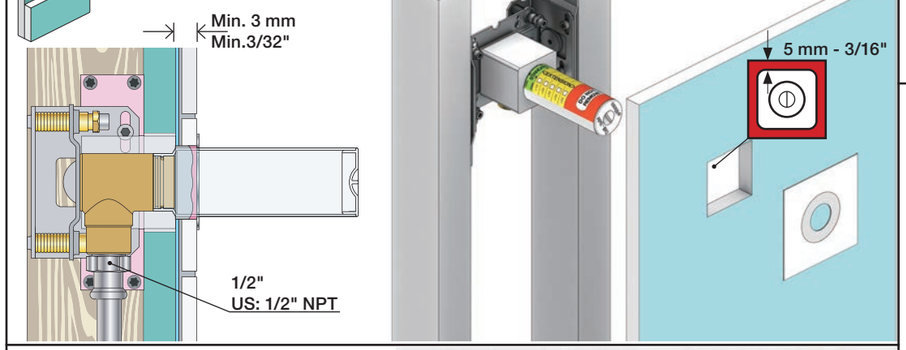


Masonry
Mauerwerk
Murværk

Murverk
Massieve wand
Mur Plein

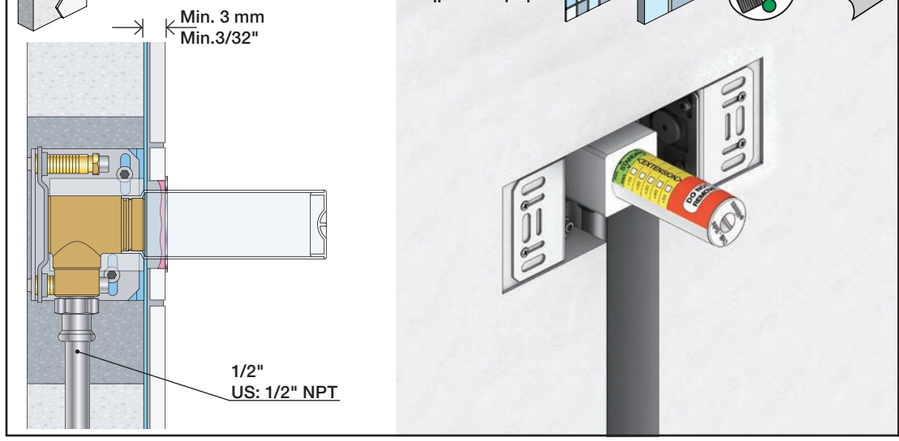


1

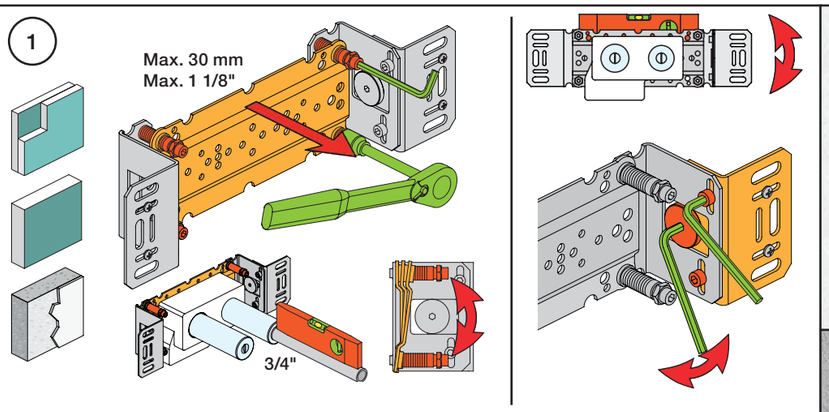


2

Test Pressure
Prüfdruck
testtryk
Test tryck
Test druk
test de pression

Check the local legislation.
Bitte die örtlichen Vorschriften überprüfen.
Tjek de lokale regler.
Kontrollera lokala föreskrifter.
Nazitten lokale regelgeving.
Vérifiez la législation locale.

**! Water - Wasser - Vand - Vatten - Water - L´eau**

**! MAX 1 Minute - Minut - Minuut !**

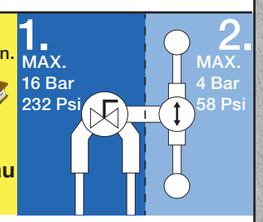


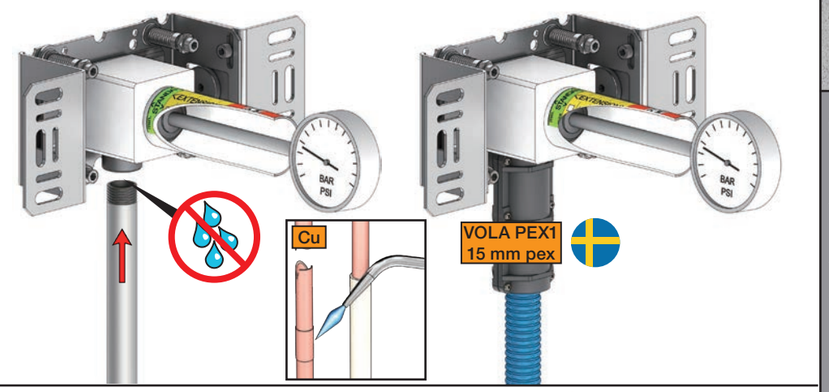


3

Flush installation
Installation Spülen
Skyl installation
Skölj installation
Kraan doorspoelen
Rincer l'installation

VR969




4G

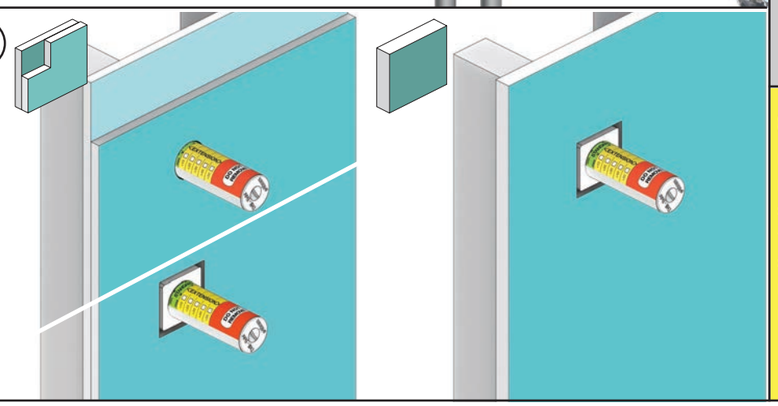

4M

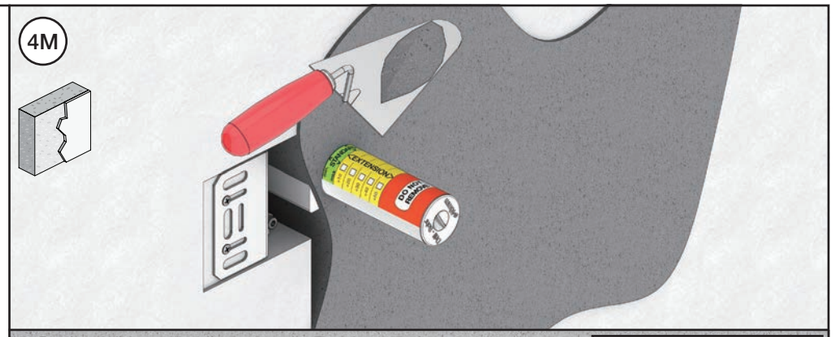

5

Without membrane
Ohne Membran
Uden membran

Zonder membran
Sans Membrane imperable
Uten membran

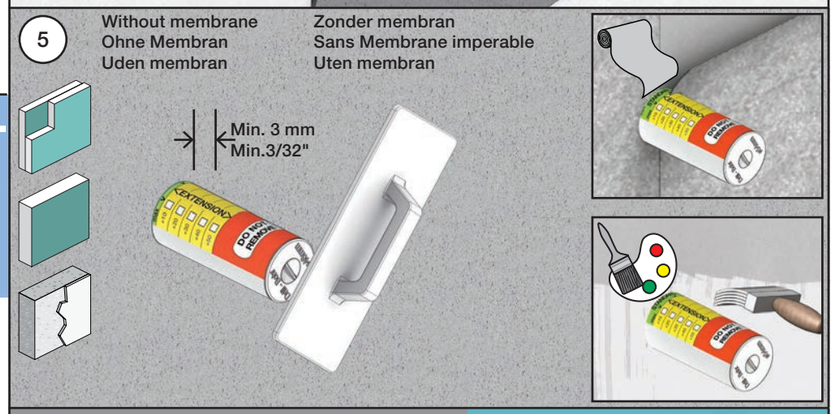


6

Waterproof membrane
Wasserdichte Membran
Vandtæt membran

Vattentät membran
Waterdicht membran
Membrane imperable

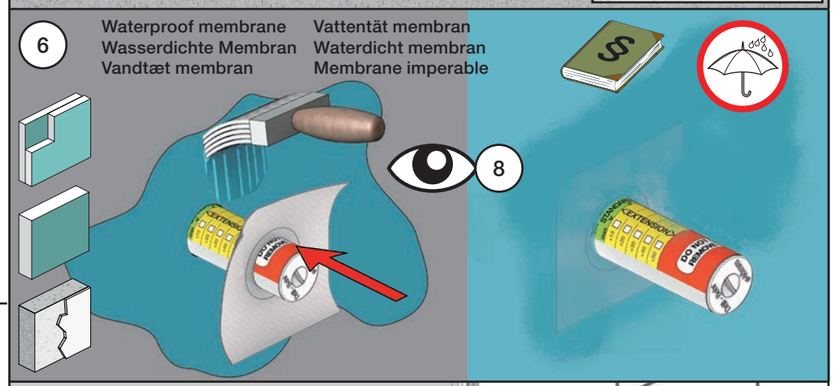


7

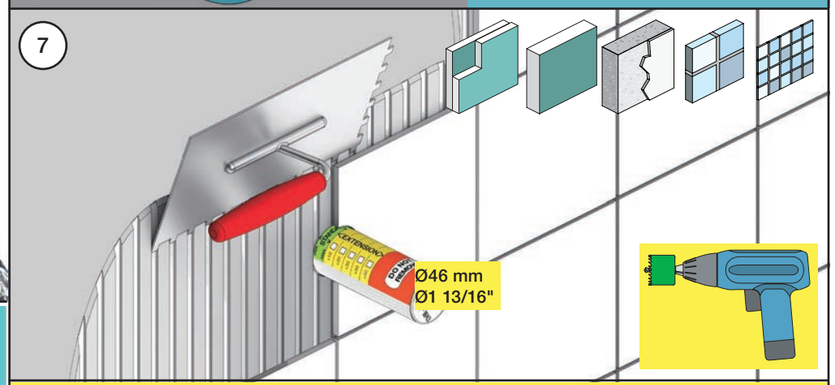


8

**Do not cut the membrane**
**Die Membran nicht schneiden**
**Skær ikke membranen**
*** Skär inte membranet**
**Snij het membraan niet door**
**Ne coupez pas la membrane**
**No cortar la membrana**

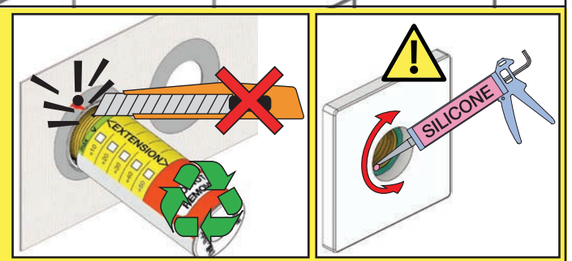

VOLA 100, 100X, 200, 200V, 300
VOLA 400DV, 400, 400V, 400N, 400NV, 400T
VOLA 400TV, 400F, 400FV, 400R, 400RV
VOLA 2100, 2100X, 2200, 2200V, 2300, 2400
VOLA 2400V, 2400N, 2400NV, 2400T, 2400TV
VOLA 2400F, 2400FV, 2400R, 2400RV

Monteringsvägledning

NB.
Boxen leveraras inte av VOLA.
Utan köps genom ÅF eller Grossist.

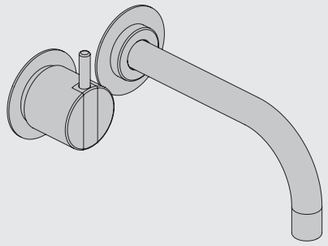

www.vola.com

SE_100-2100_V2 40998364
12-01-2022

5 705230 357874

**Data, 3 Bar/43.5 Psi:**

| | l/min. | Gal/min. |
|---|---|---|
| 100: | 18,3 | 4.8 |
| 400V: | 15,6 | 4.1 |
| 2100: | 25,2 | 6.7 |
| 2400V: | 22,2 | 5.9 |

Max. 65°C, 150°F

**Max.: 10 Bar/145 psi**

**Installasionsexempel: 2400NV**

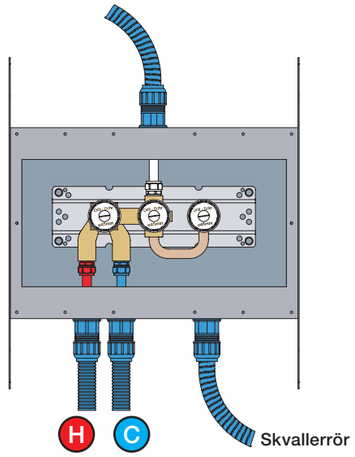


## Förlängning

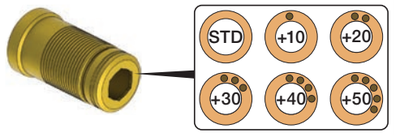


**T** Min. 15 mm
Max 65 mm

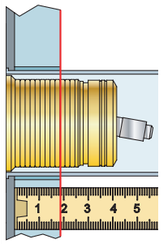

**Y** Min. 48 mm
Max. 110 mm

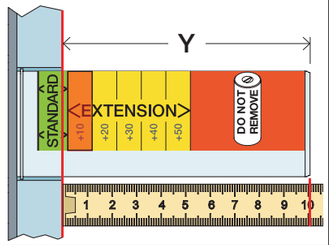


| T | Y | VR1260/2260/1400/2019 |
|---|---|---|
| 3 - 15 mm | 110 - 98 mm | Std. |
| 15 - 25 mm | 98 - 88 mm | +10 STANDARD SVERIGE |
| 25 - 35 mm | 88 - 78 mm | +20 |
| 35 - 45 mm | 78 - 68 mm | +30 |
| 45 - 55 mm | 68 - 58 mm | +40 |
| 55 - 65 mm | 58 - 48 mm | +50 |

## Förlängning, eftermontering

* +10 - STANDARD SVERIGE

100 - 400:
62 - 0 mm

**X** 62 - 0 mm

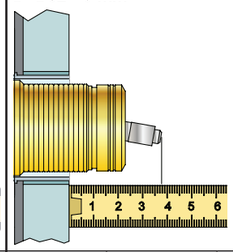

2100 - 2400:

**X** 57 - 0 mm

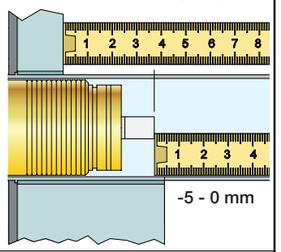


| | X | VR1260 + VR1400 + VR2019 |
|---|---|---|
| | 50 - 52 mm | Std. |
| | 40 - 50 mm | +10 |
| | 30 - 40 mm | +20 |
| | 20 - 30 mm | +30 |
| | 10 - 20 mm | +40 |
| | 0 - 10 mm | +50 |

| | X | VR2260 + VR1400 + VR2019 |
|---|---|---|
| | 45 - 57 mm | Std. |
| | 35 - 45 mm | +10 |
| | 25 - 35 mm | +20 |
| | 15 - 25 mm | +30 |
| | 5 - 15 mm | +40 |
| | -5 - 5 mm | +50 |

| | L | L1 | L2 | H |
|---|---|---|---|---|
| A | 220 mm 8 1/2" | 78 mm 3 1/16" | - | 95 mm 3 3/4" |
| B | | | - | |
| C | | | - | |
| D | 318 mm 12 1/2" | | - | |
| E | 396 mm 15 1/2" | | 156 mm 6 1/8" | |

A 100, 2100, 200V, 2200V, 400V, 2400V

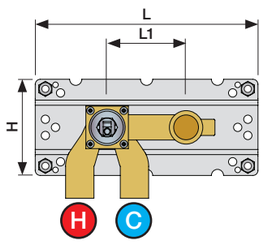


C 300, 2300

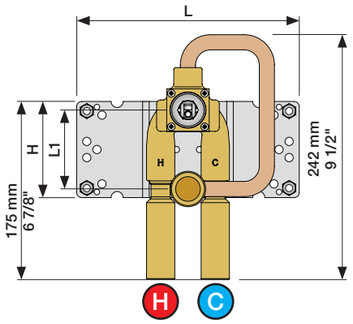


D 400NV, 2400NV, 400TV, 2400TV

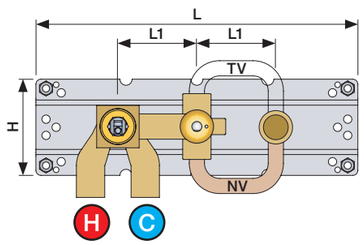


B 100X, 2100X

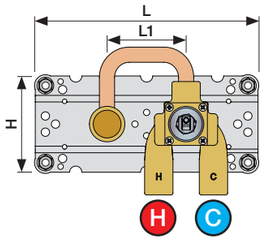


E 400FV, 2400FV, 400RV, 2400RV

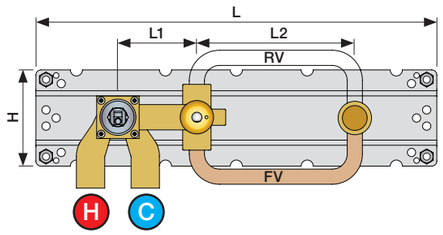


## Montering av förlängning

VR1260+

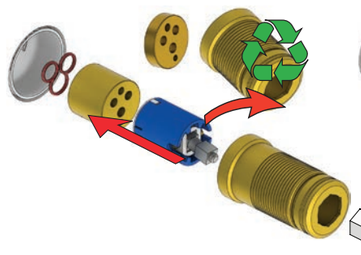


VR2260+

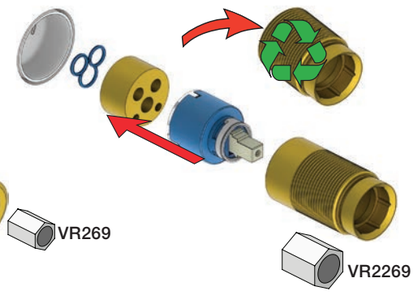


VR2019+, VR2119+

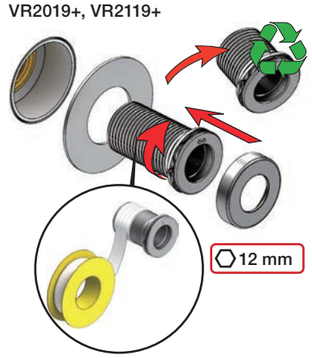


VR1400+



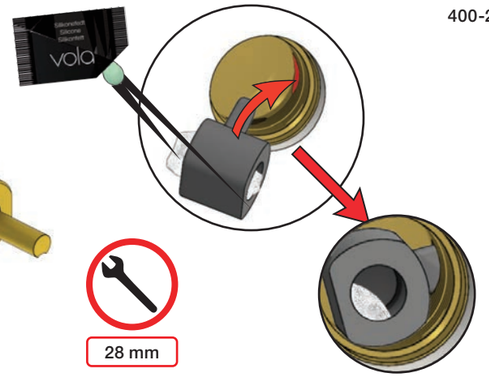


400-2400

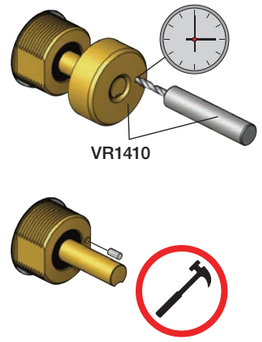




VOLA A/S • Lunavej 2 • DK-8700 Horsens • Tel. +45 7023 5500 • Fax +45 7023 5511 • sales@vola.dk • www.vola.com

1 Demontera sidofixturerna.
Ta inta bort ljudisolering och Skyddskåpor.

NB.
Boxen leveraras inte av VOLA.
Utan köps genom ÅF eller Grossist.

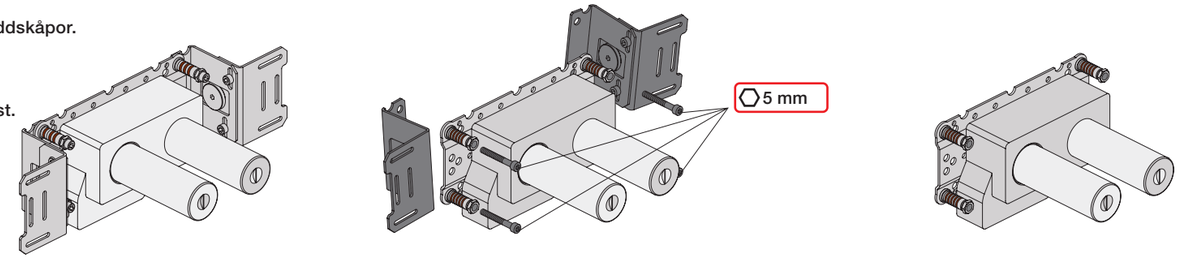


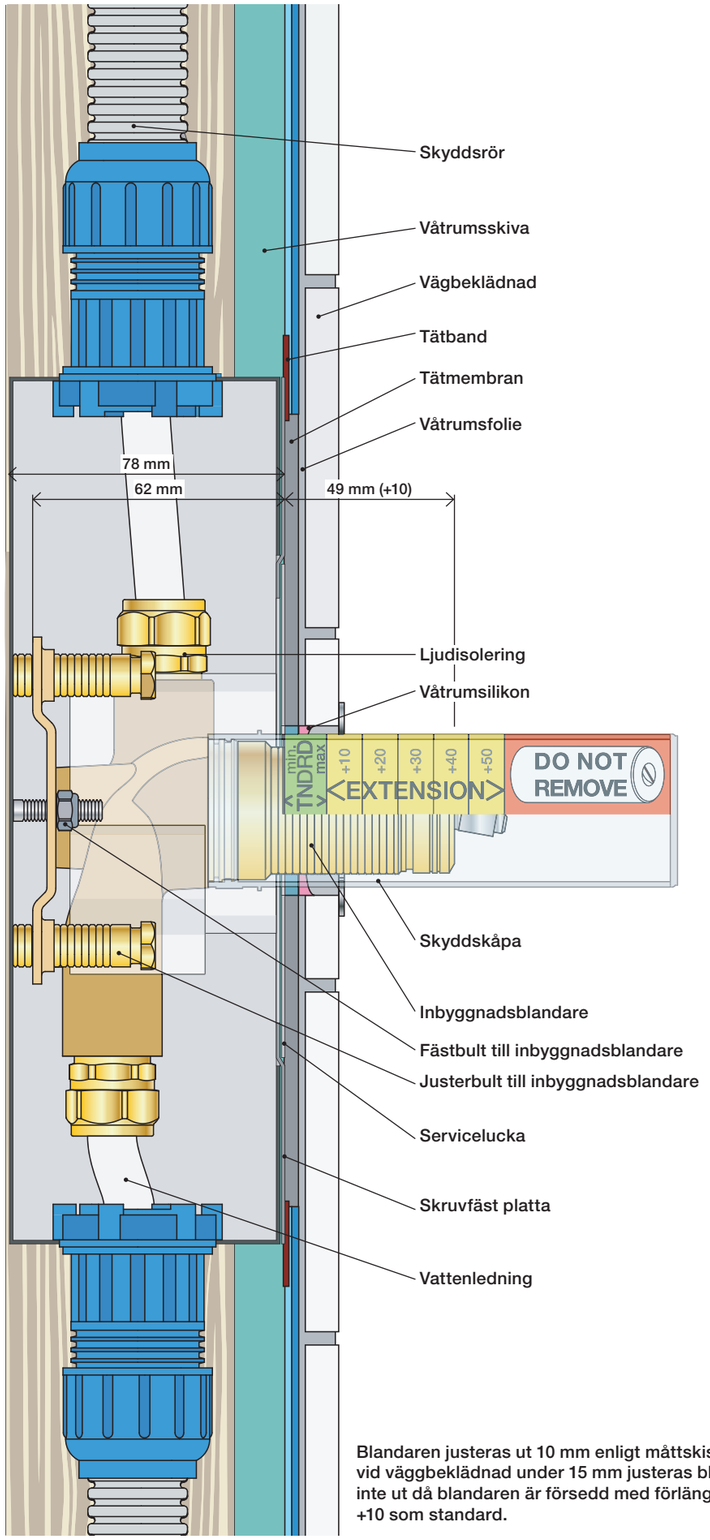


Blandaren justeras ut 10 mm enligt måttskiss, vid väggbeklädnad under 15 mm justeras blandaren inte ut då blandaren är försedd med förlängningar +10 som standard.

2

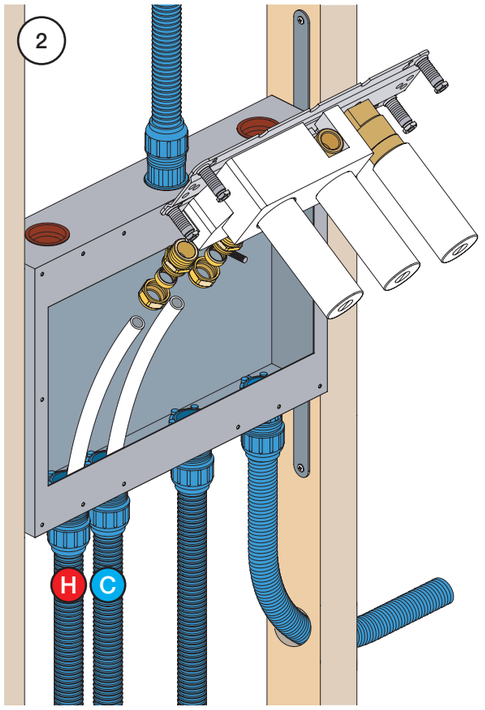


3

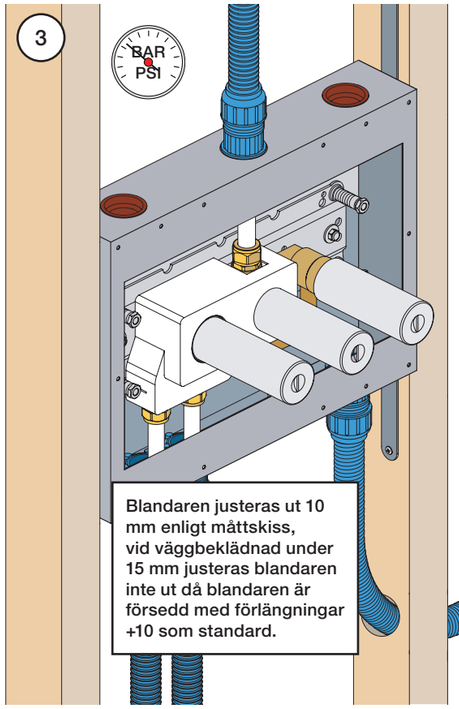


Blandaren justeras ut 10 mm enligt måttskiss, vid väggbeklädnad under 15 mm justeras blandaren inte ut då blandaren är försedd med förlängningar +10 som standard.

3A

Installation med omkastare och huvuddusch.

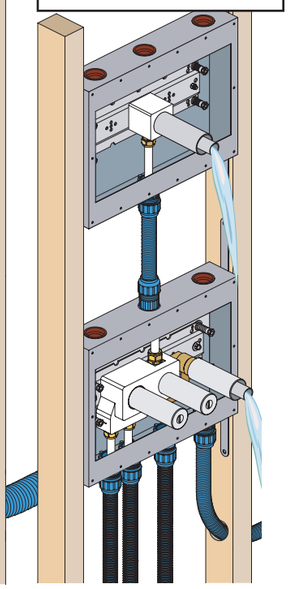

4

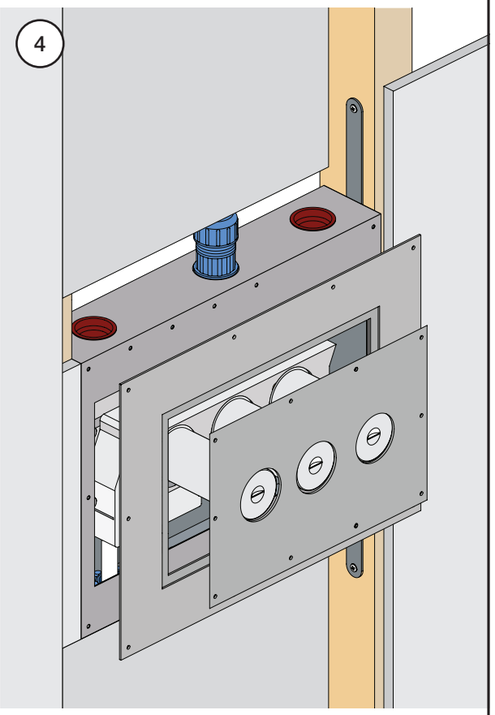

5

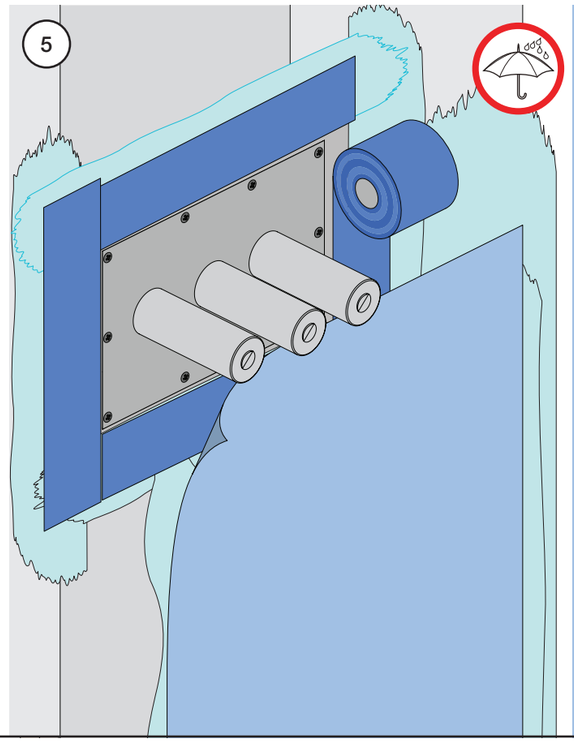

6

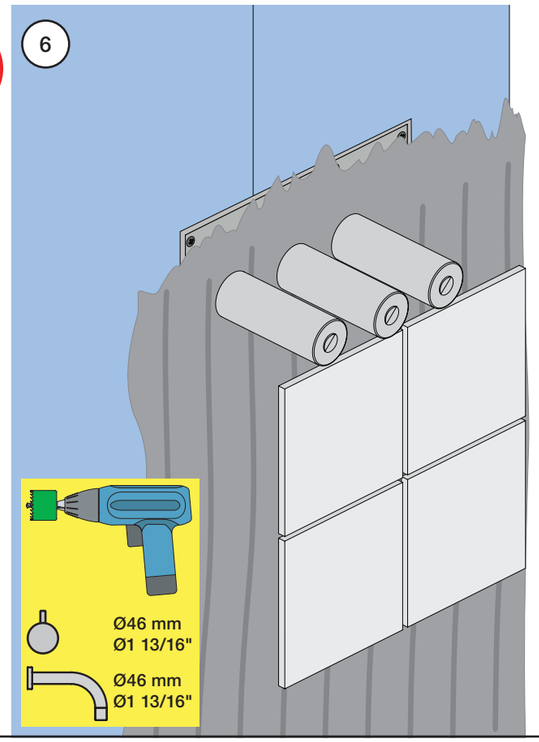


7

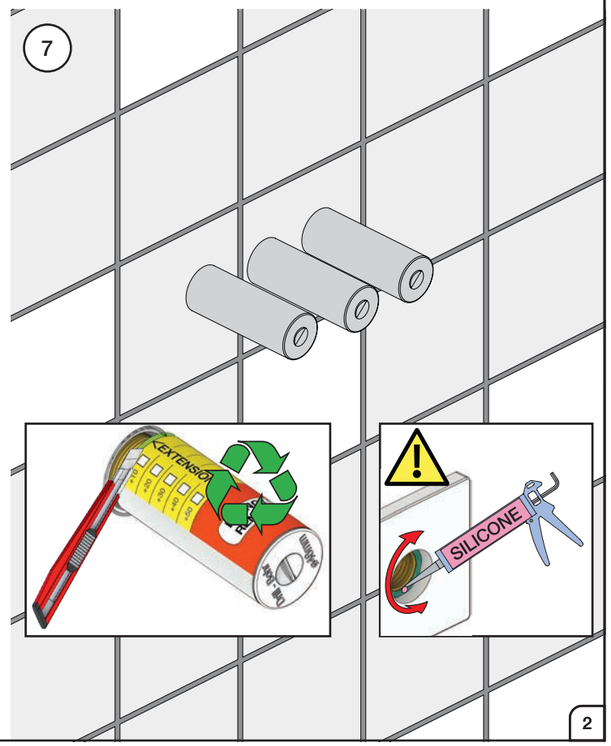

VOLA NR.21/28/19/24

NR.21:

1

NR.28+19+24:

2

**Do not cut the membrane**
**Die Membran nicht schneiden**
**Skær ikke membranen**
*** Skär inte membranet**
**Snij het membraan niet door**
**Ne coupez pas la membrane**
**No cortar la membrana**

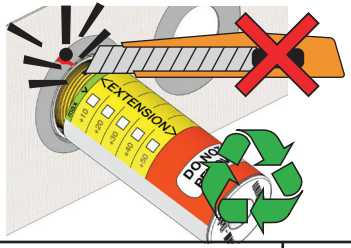


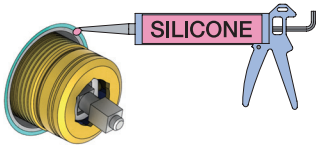


***Membran används inte i SVERIGE, ihop med inbyggnadsboxen.**

Förlängning
Aanpassing
Modification

Extension
Verlängerung
Forlængelse

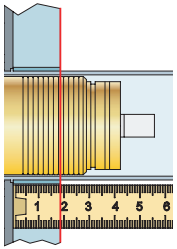


| VR2260/VR1400/VR2019 | | |
|---|---|---|
| Tiles:<br>Fliesen:<br>Fliser:<br>Tegels:<br>Carreaux: | 3 - 15 mm | Std. |
| | 15 - 25 mm | +10 |
| | 25 - 35 mm | +20 |
| | 35 - 45 mm | +30 |
| | 45 - 55 mm | +40 |
| | 55 - 65 mm | +50 |

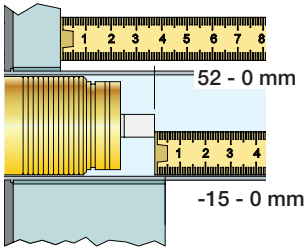


| VR2260/VR1400/VR2019 | |
|---|---|
| 35 - 47 mm | Std. |
| 25 - 35 mm | +10 |
| 15 - 25 mm | +20 |
| 5 - 15 mm | +30 |
| -5 - 5 mm | +40 |
| -15 - -5 mm | +50 |

## NR 21

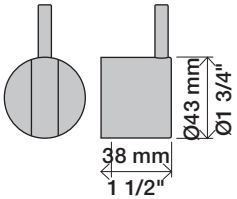


## NR 21 - 1

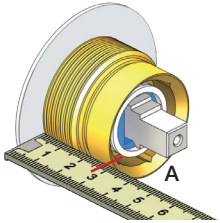


VR2279 VR2279B VR2279C

| | | A |
|---|---|---|
| VR2279 | 16 mm | 30 - 34 mm |
| VR2279B | 12 mm | 26 - 30 mm |
| VR2279C | 8 mm | 22 - 26 mm |

## NR 21 - 2

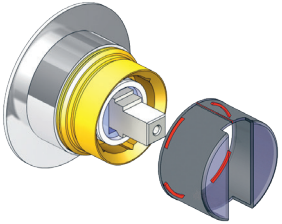

## NR 21 - 3

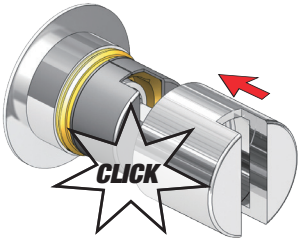


## NR 21 - 4

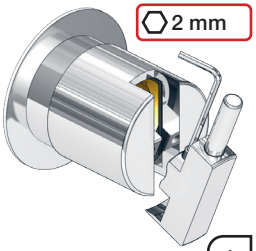


www.vola.com

vola

mnt_NR21/28_40998503_V2

©VOLA A/S 5 705230 286174

Förlängning
Aanpassing
Modification
Extension
Verlängerung
Forlængelse

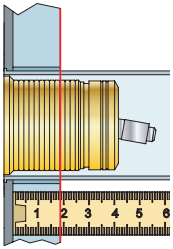

| VR1260/VR1400/VR2019 | | |
|---|---|---|
| Tegels: Carreaux: | 3 - 15 mm | Std. |
| | 15 - 25 mm | +10 |
| | 25 - 35 mm | +20 |
| | 35 - 45 mm | +30 |
| Tiles: Fliesen: Fliser: | 45 - 55 mm | +40 |
| | 55 - 65 mm | +50 |

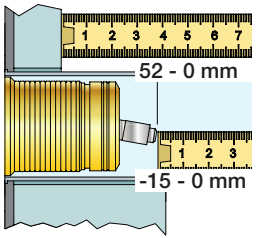


| VR1260/VR1400/VR2019 | | |
|---|---|---|
| | 40 - 52 mm | Std. |
| | 30 - 40 mm | +10 |
| | 20 - 30 mm | +20 |
| | 10 - 20 mm | +30 |
| | 0 - 10 mm | +40 |
| | -10 - 0 mm | +50 |

## NR 19/NR24

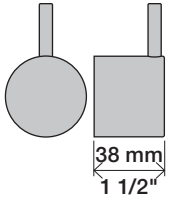


NR 19:
Ø40 mm
Ø1 5/8"

NR 24:
Ø43 mm
Ø1 3/4"

## NR 28

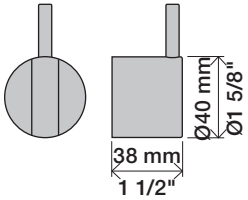


## NR 28 - 1

VR3279 VR3279B VR3279C

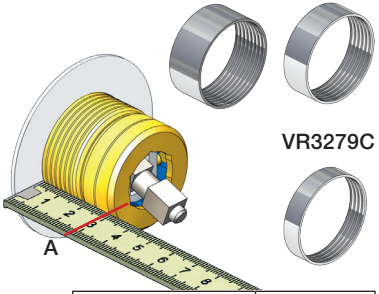


| | | A |
|---|---|---|
| VR3279 | 16 mm | 31 - 36 mm |
| VR3279B | 12 mm | 27 - 32 mm |
| VR3279C | 8 mm | 23 - 28 mm |

## NR 28 - 2

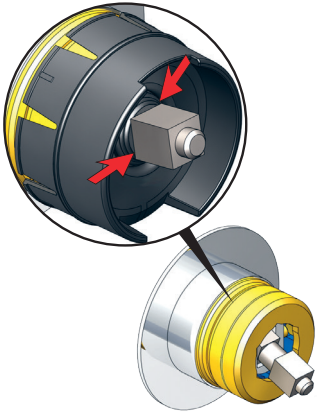

## NR 19 - 1
## NR 24 - 1

VR2204 VR2204B VR2204C

NR 19 - VR665

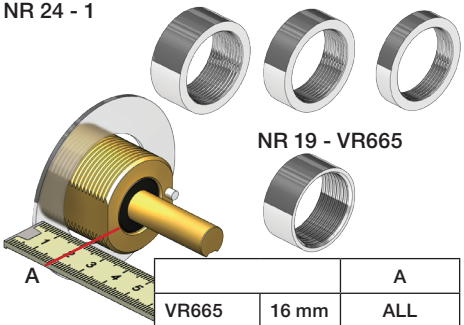


| | | A |
|---|---|---|
| VR665 | 16 mm | ALL |
| VR2204 | 16 mm | 16 - 21 mm |
| VR2204B | 12 mm | 11 - 17 mm |
| VR2204C | 8 mm | 7 - 13 mm |

## NR 28 - 3

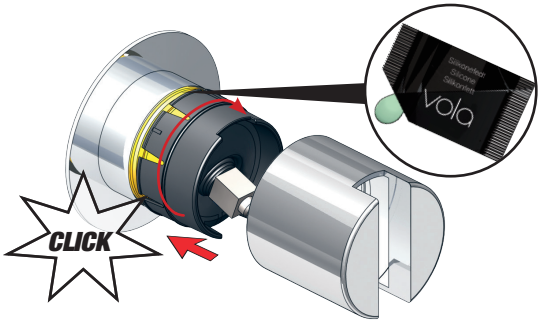


## NR 28 - 4

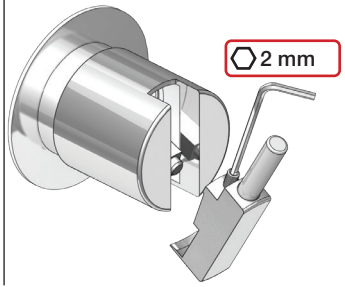


## NR 19 - 2
## NR 24 - 2

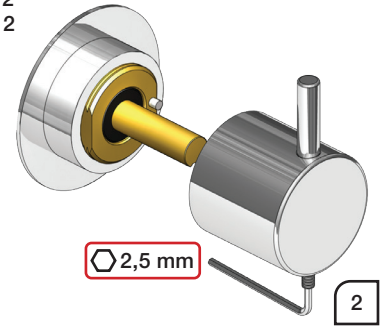

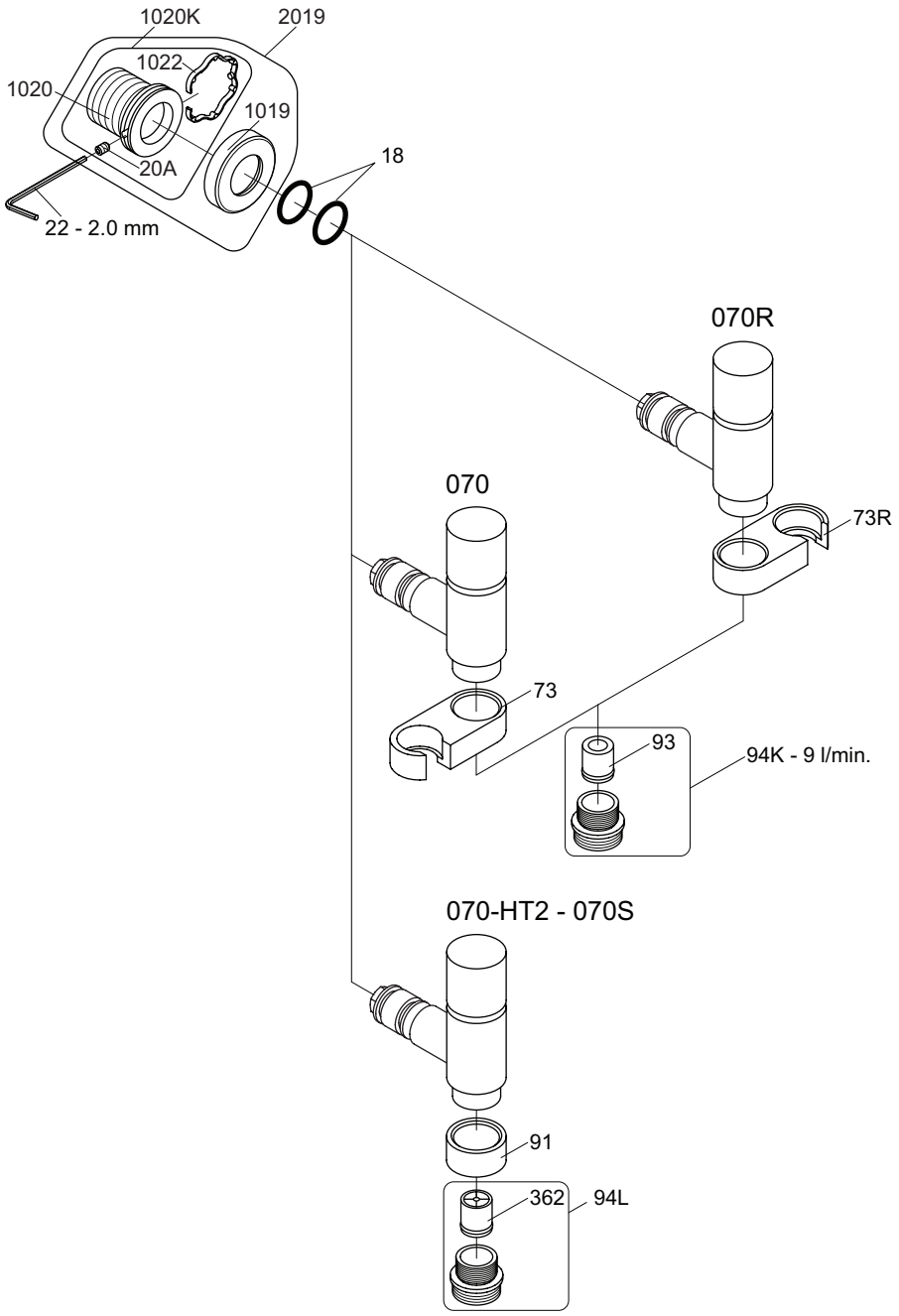


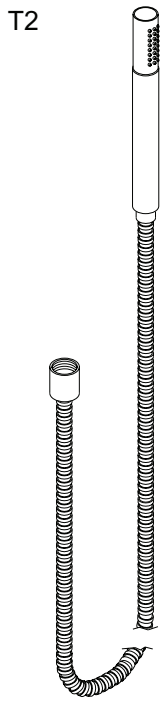


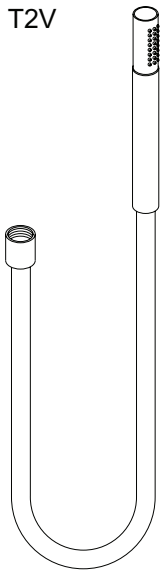


VR1020K: VR20A, VR22, VR1020, VR1022
VR2019: VR20A, VR22, VR1019, VR1020, VR1022

vola
Lunavej 2
DK-8700 Horsens
Tlf : + 45 7023 5500
sales@vola.com
www.vola.com

# VOLA 070, 070R 070-HT2

Date
Apr. 21

Rev.
5

Sheet
SB 16

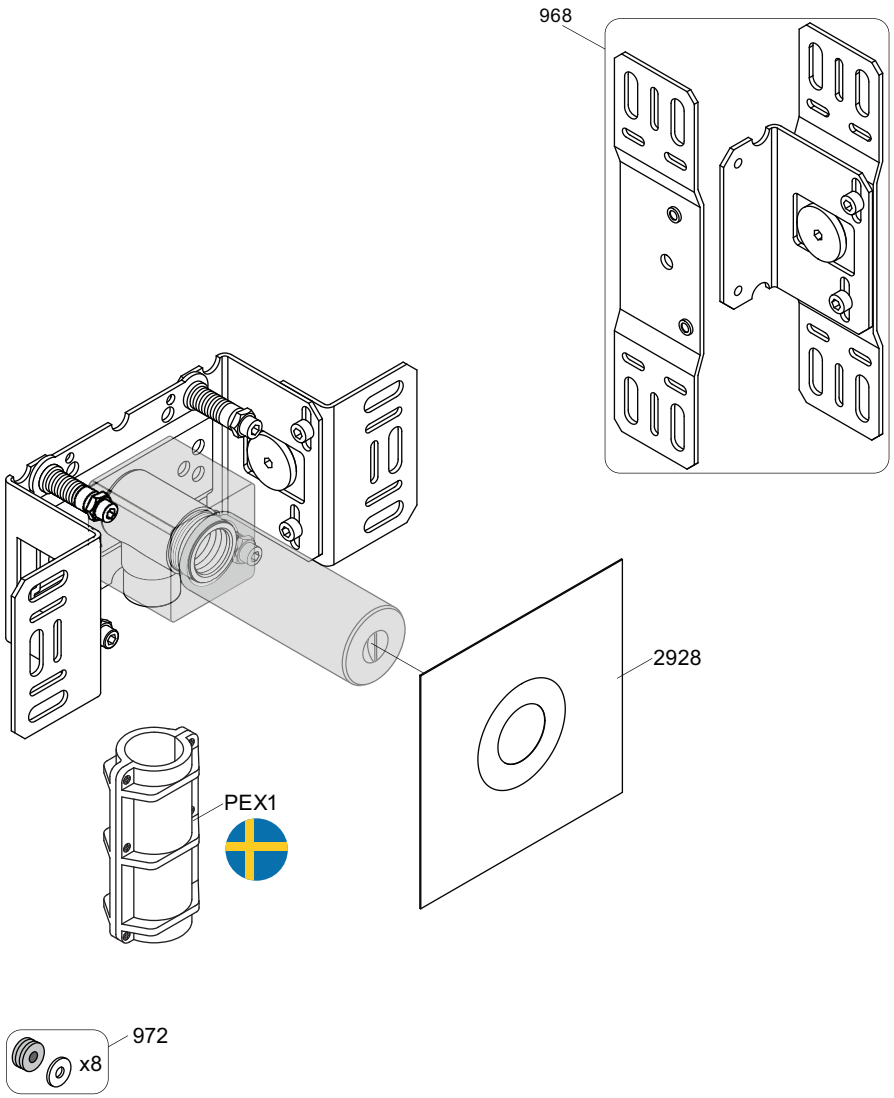


vola
Lunavej 2
DK-8700 Horsens
Tlf : + 45 7023 5500
sales@vola.com
www.vola.com

# VOLA 200M

| | |
|---|---|
| Date | May. 22 |
| Rev. | 3 |
| Sheet | SB 2.3 |

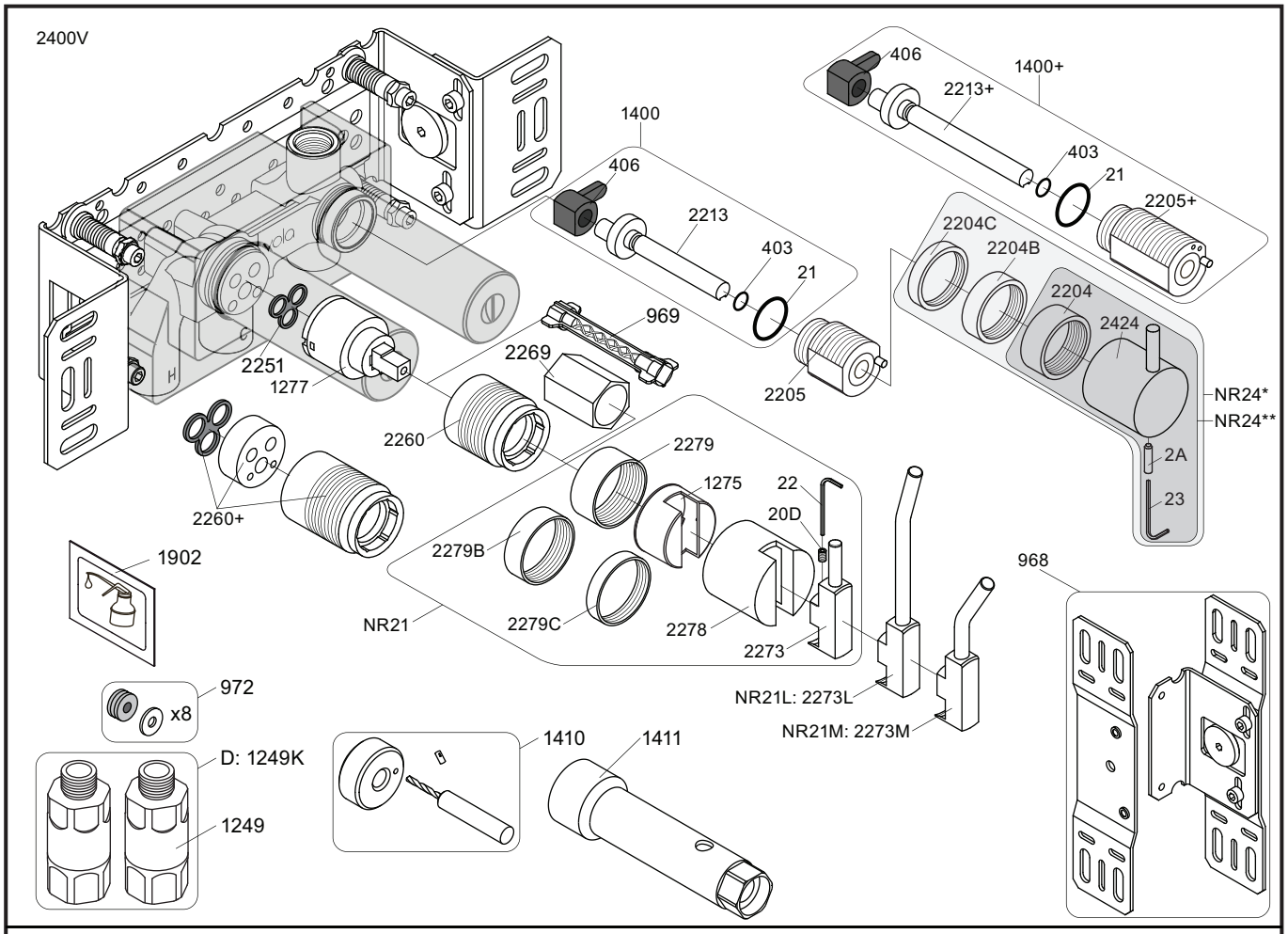


| | |
|---|---|
| NR21: | VR20D, VR22, VR1275, VR2269, VR2273, VR2278, VR2279, VR2279B, VR2279C |
| NR24*: | VR2A, VR22, VR1419, VR2204, VR2204B, VR2204C - (Brass, Messing, Laiton) |
| NR24**: | VR2A, VR22, VR1419, VR2204 - (Stainless steel, Edelstahl, Rustfrit stål, Acier inoxydable) |
| VR1277K: | VR22, VR2269, VR1277 |
| VR1400: | VR21, VR23, VR406, VR1902, VR2213 |

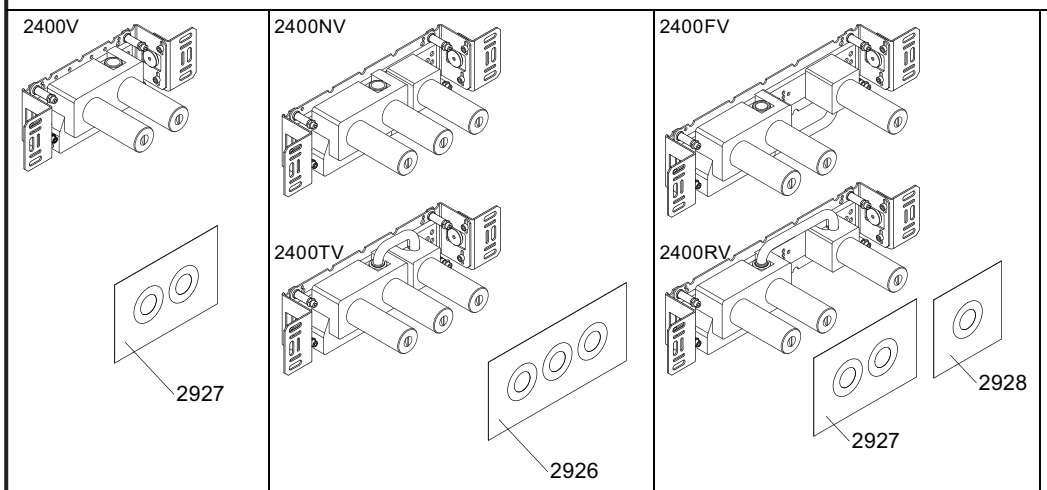


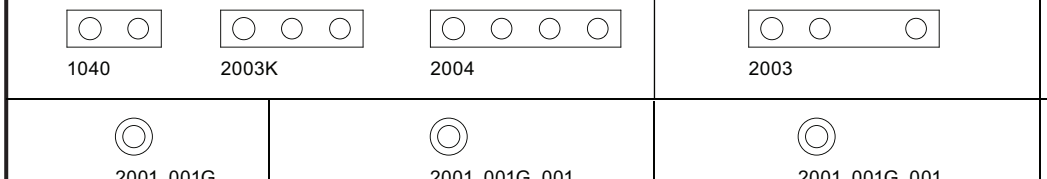


vola
Lunavej 2
DK-8700 Horsens
Tlf : + 45 7023 5500
sales@vola.com
www.vola.com

# VOLA 2400

## 2400V/FV/NV/RV/TV

Date
May. 22

Rev.
5

Sheet
SB 10.10