VOLA S21V, S42V, 2600, 2700V, 2800V, 2900

Fitting instruction
Montageanleitung
Monteringsvejledning
Monteringsvägledning
Montage hanleiding
Manuel de montage

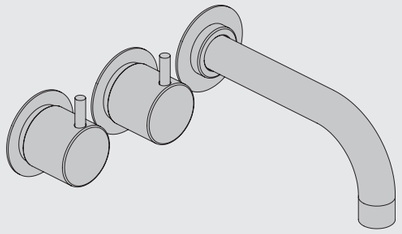

www.vola.com

vola

2600_V4 40998509
17-08-2022

5 705230 291628

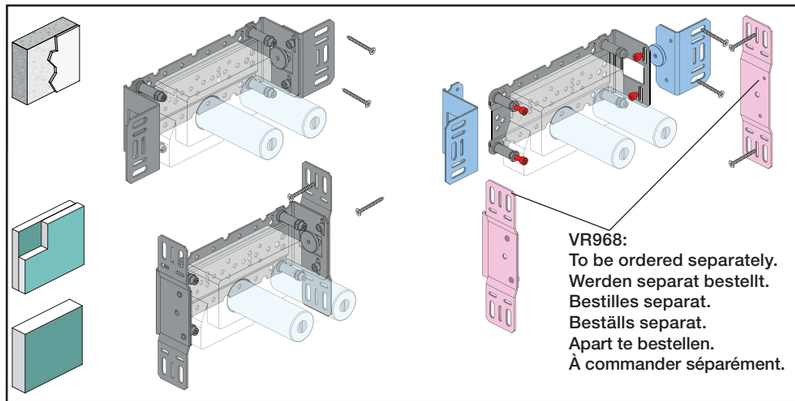

A

Max.: 10 Bar/145 psi

Max. 65°C, 150°F

Data, l/min. / (Gpm) 3 Bar/43.5 Psi:

B

Check the local legislation.
Bitte die örtlichen Vorschriften überprüfen.
Tjek de lokale regler.
Kontrollera lokala föreskrifter
Nazitten lokale regelgeving.
Vérifiez la législation locale.

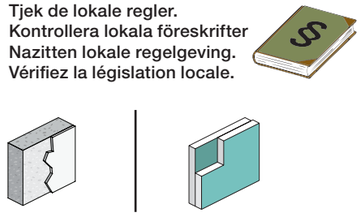



C

DE:
Bitte separat beiliegende Anleitung für die Schallentkopplung VR972 beachten

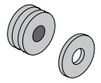

D

Box till inbyggnadsblandare.
Boks til indbygningsblander.
Laatikko seinäasenteiselle sekoittajalle.

Ingår inte i leveransen, köps separat.
Ikke inkludert, kjøpes separat.
Eivät sisälly tilaukseen, ostettava erikseen.

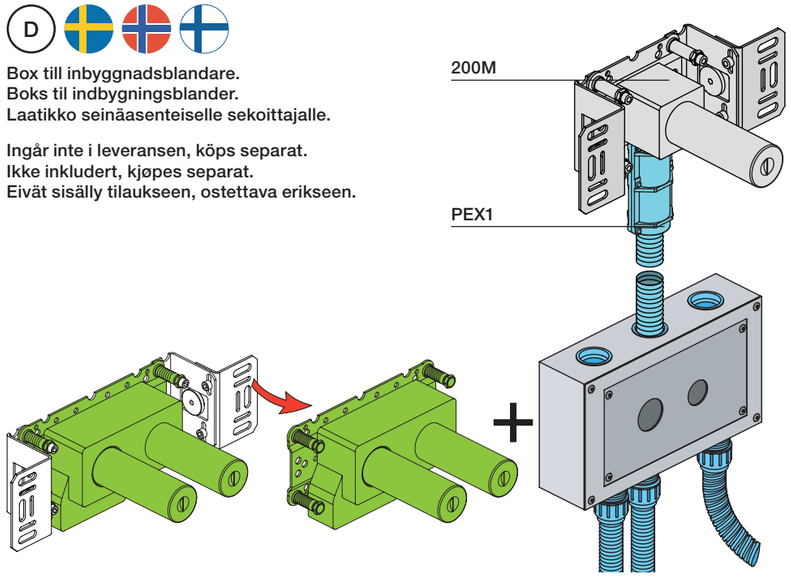

Extension
Verlängerung
Forlængerdele
Förlängning
Aanpassing
Modification

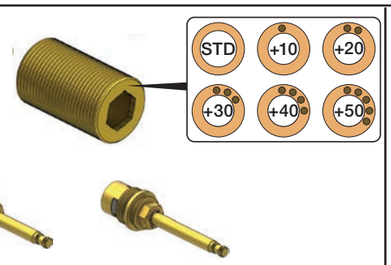

Extension, retrofit
Verlängerung, nachträglicher Einbau
Forlængerdele, eftermontering
Förlängning, eftermontering
Aanpassing na montage
Modification aprés installation

T Min. 3 mm
Max 65 mm

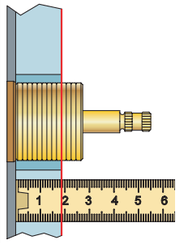

Y Min. 48 mm
Max. 110 mm

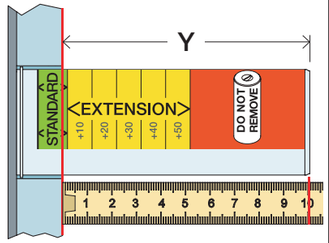

X 52 - 0 mm

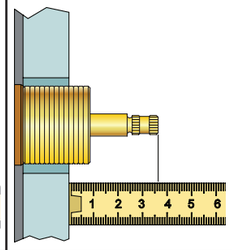

X -15 - 0 mm

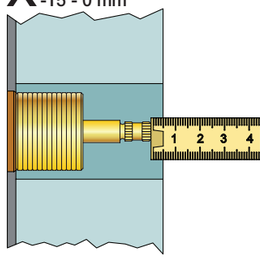

	T	Y	VR699/VR2019
	5 - 15 mm	110 - 98 mm	Std.
	15 - 25 mm	98 - 88 mm	+10
	25 - 35 mm	88 - 78 mm	+20
	35 - 45 mm	78 - 68 mm	+30
	45 - 55 mm	68 - 58 mm	+40
	55 - 65 mm	58 - 48 mm	+50

	X	VR699/VR2019
	40 - 52 mm	Std.
	30 - 40 mm	+10
	20 - 30 mm	+20
	10 - 20 mm	+30
	0 - 10 mm	+40
	-10 - 0 mm	+50

Fitting of extension
Montage von verlängerung
Montering af forlængerdele
Montering av förlängning
Montage van de verlengstukken
Montage des rallonges

VR699+



VR2019+, VR2119+

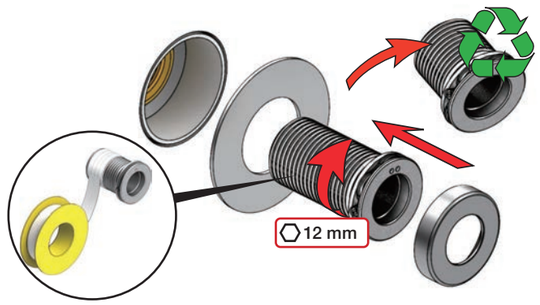

vola.com	L	L1	L2	H	H1	D
S21V	276 mm 10 7/8"	160 mm 6 1/4"	168 mm 6 5/8"	95 mm 3 3/4"	186 mm 7 3/8"	70 mm 2 3/4"
S42V, 2700V, 2900	377 mm 14 3/4"	264 mm 10"	268 mm 10"			
2600	475 mm 18 3/4"	359 mm 14"	367 mm 14 1/2"			
2800V	552 mm 21 3/4"	439 mm 17"	447 mm 17 5/8"			

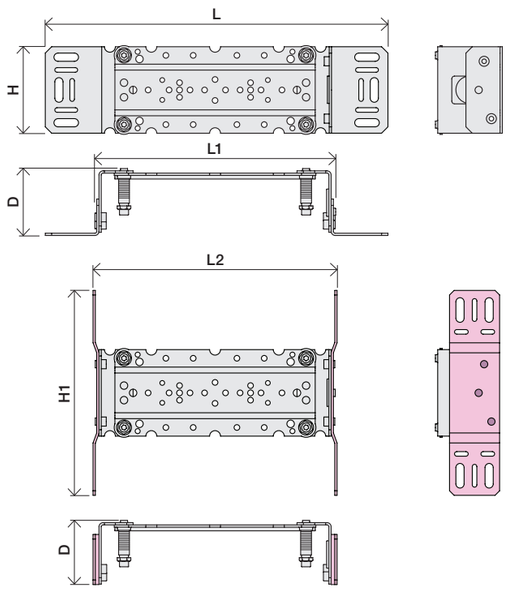

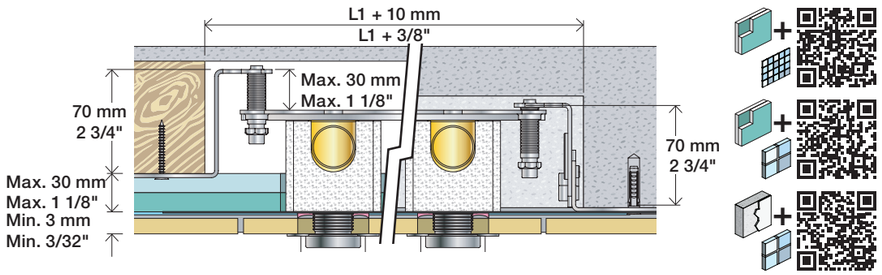

2x13 mm

Lightweight wall
Leichtwand
Let væg

Lätta konstruktion
Holle wandconstructie
Construction légère

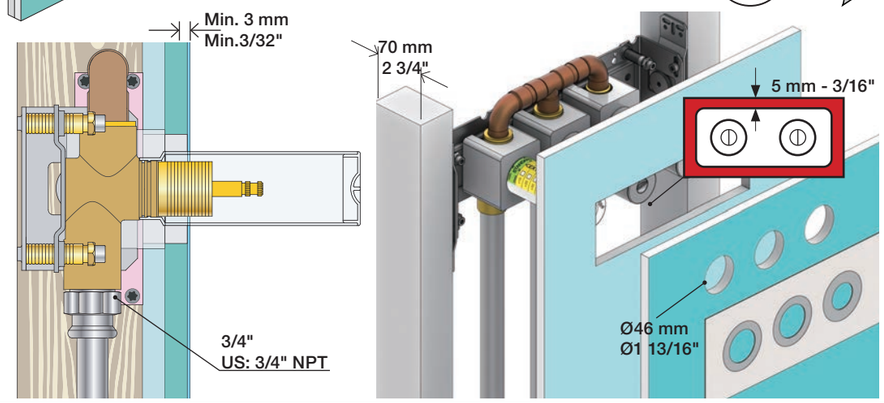

1x15 mm
1x18 mm
1x20 mm

Lightweight wall
Leichtwand
Let væg

Lätta konstruktion
Holle wandconstructie
Construction légère

2x13 mm

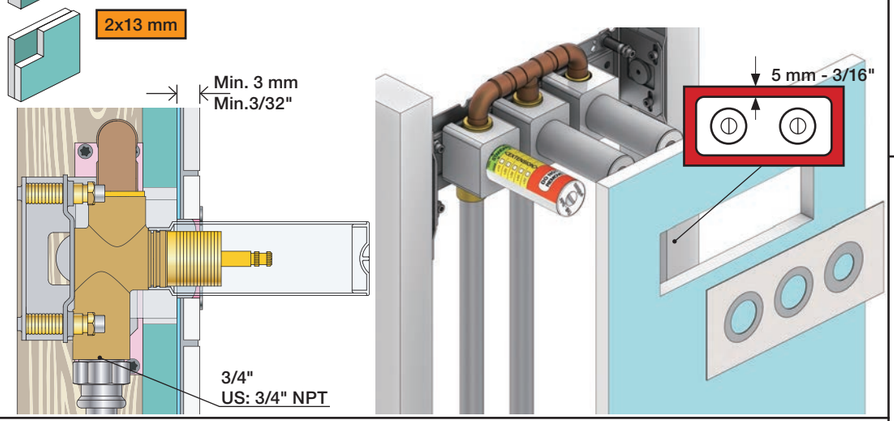

Masonry
Mauerwerk
Murværk

Murverk
Massieve wand
Mur Plein

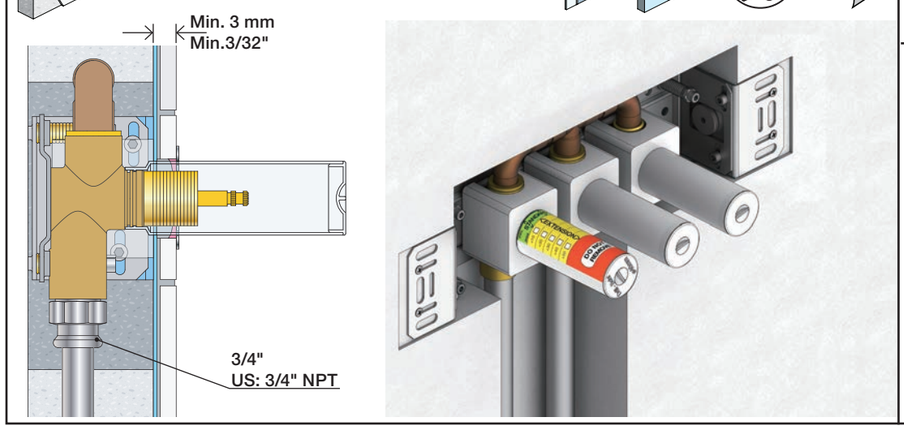

1

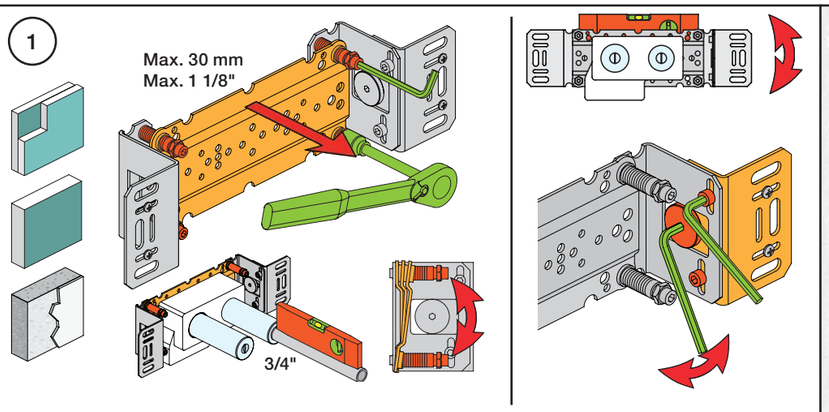

2

Test Pressure
Prüfdruck
testtryk
Test tryck
Test druk
test de pression

Check the local legislation.
Bitte die örtlichen Vorschriften überprüfen.
Tjek de lokale regler.
Kontrollera lokala föreskrifter.
Nazitten lokale regelgeving.
Vérifiez la législation locale.

! Water - Wasser - Vand - Vatten - Water - L´eau

! MAX 1 Minute - Minut - Minuut !

1. MAX. 16 Bar 232 Psi

2. MAX. 4 Bar 58 Psi

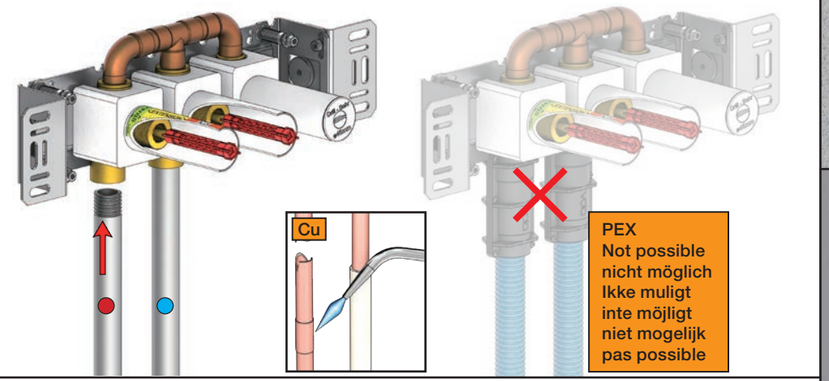

3

Flush installation
Installation Spülen
Skyl installation
Skölj installation
Kraan doorspoelen
Rincer l'installation

VR969



4G

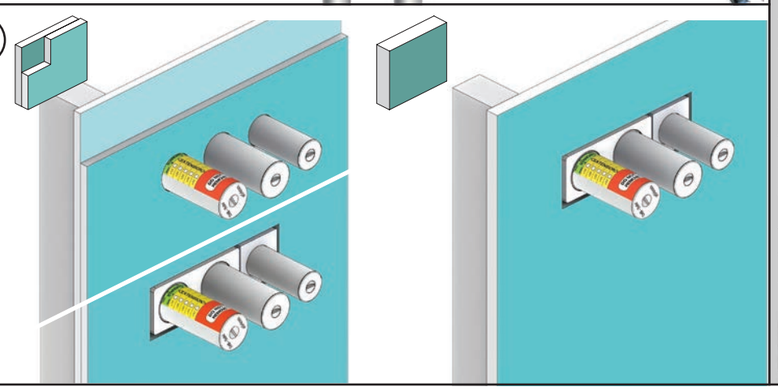

4M

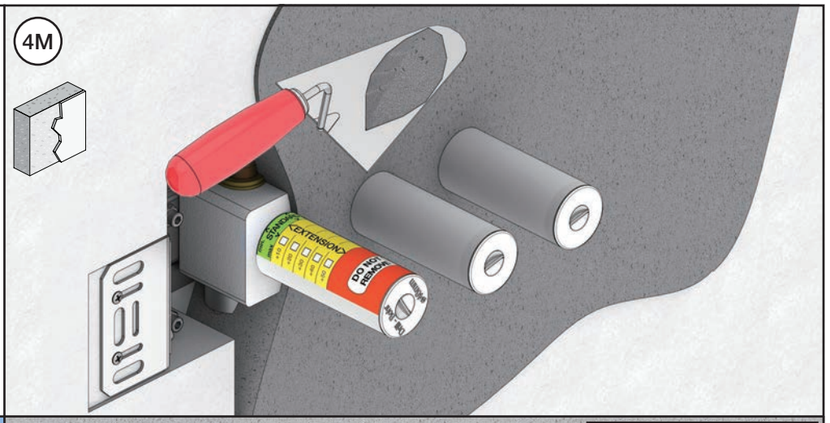

5

Without membrane
Ohne Membran
Uden membran

Zonder membran
Sans Membrane imperable
Uten membran

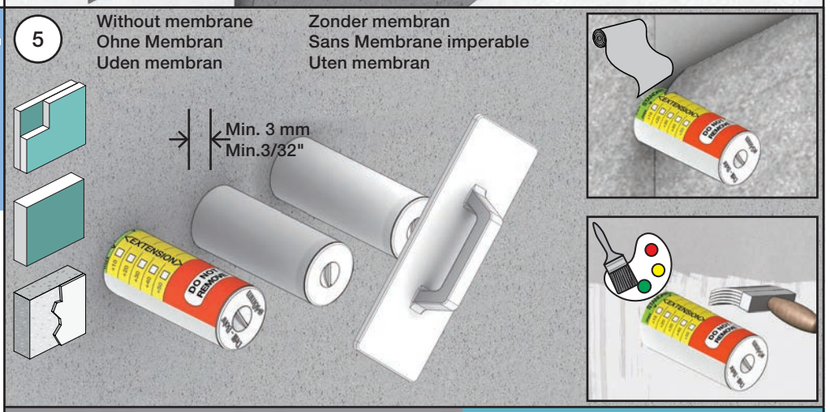

6

Waterproof membrane
Wasserdichte Membran
Vandtæt membran

Vattentät membran
Waterdicht membran
Membrane imperable

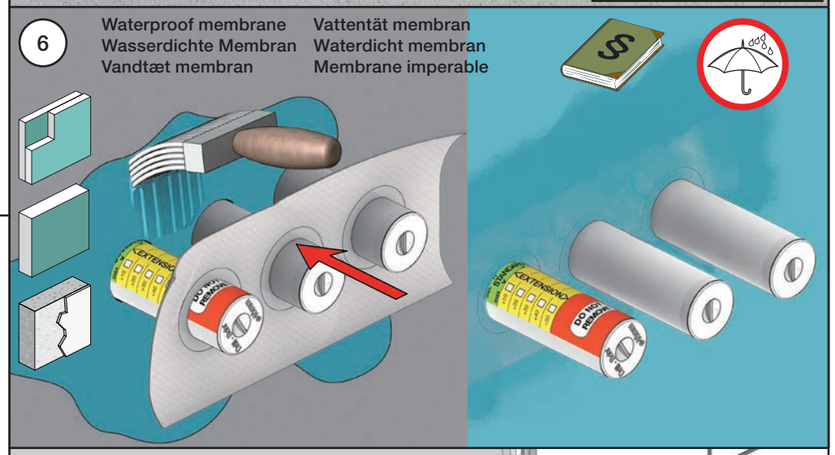

7

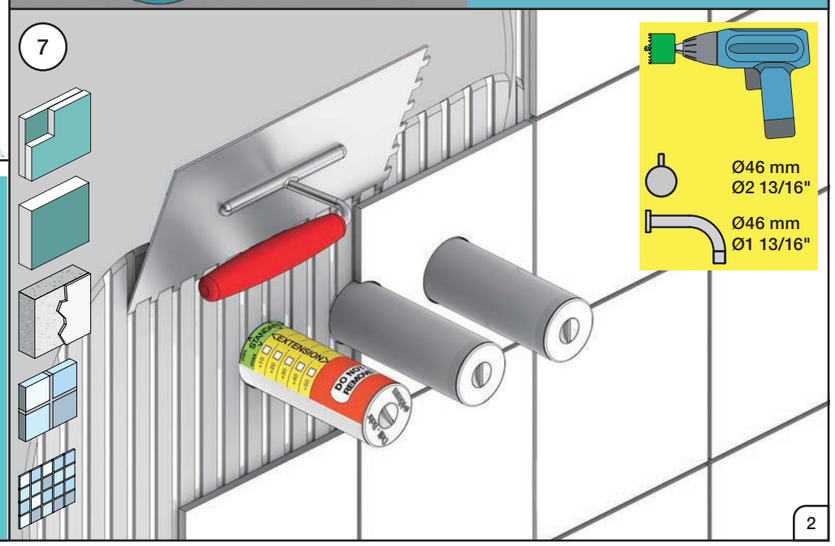

VOLA 070W

Fitting instruction
Montageanleitung
Monteringsvejledning
Monteringsvägledning
Montage hanleiding
Manuel de montage

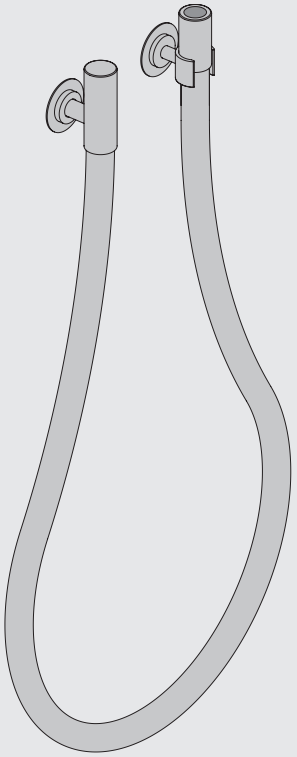

www.vola.com

vola

070W_V1_40998356
01-03-2023

5 705230 341798

Data	Bar Psi	1 14.5	2 29.0	3 43.5	4 58.0	5 72.5
	l/min Gal/min	23.1 6.1	32.7 8.6	40 10.6	46.2 12.2	51.6 13.6
	Max. 65°C. 150°F					

Min. flow: 20 l/min - 5.3 Gal/min.

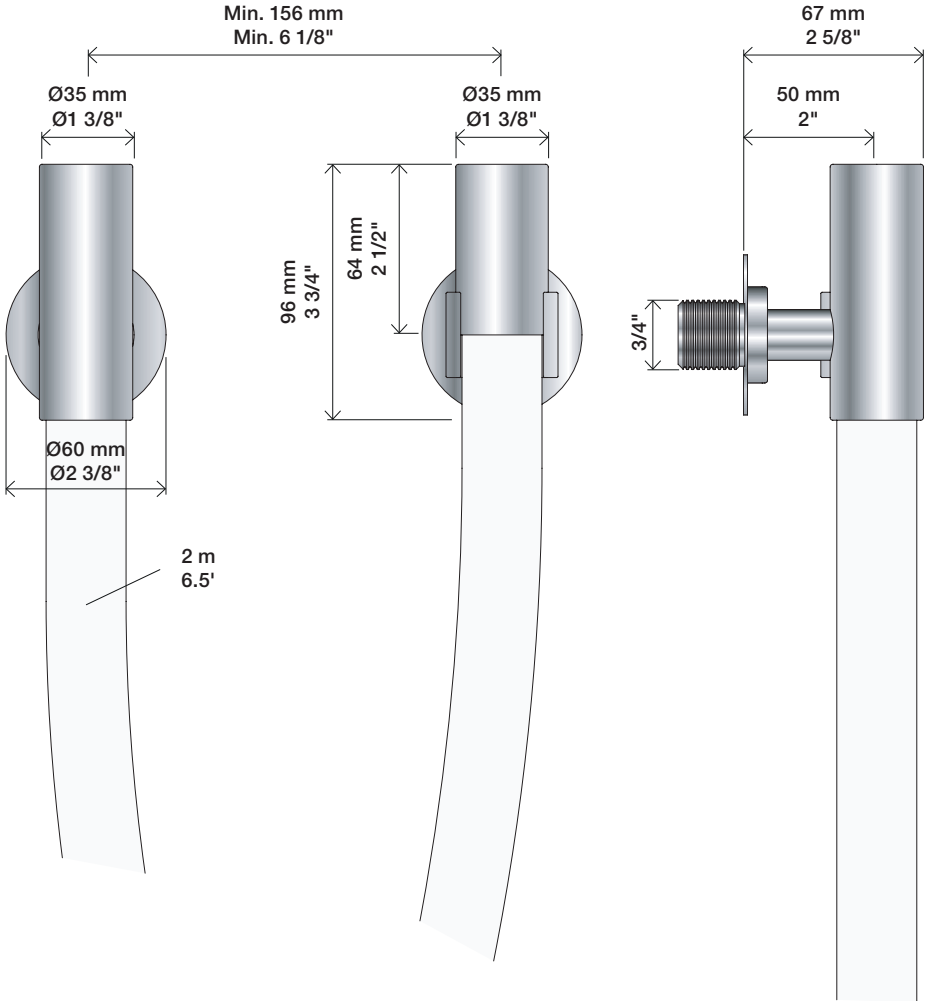

Extension
Verlängerung

Forlængerdele
Förlängning

Verlengstukken
Modification

T Min. 3 mm
Max. 65 mm

Y Min. 48 mm
Max. 110 mm

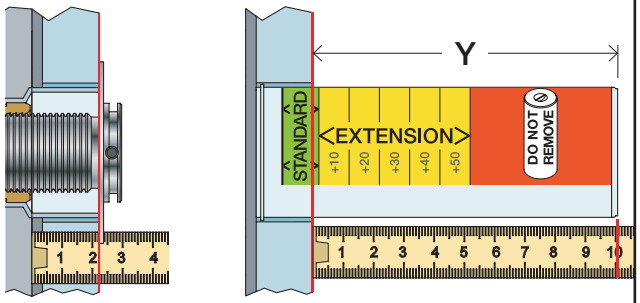

T	Y	VR2019
3 - 15 mm	110 - 98 mm	Std.
15 - 25 mm	98 - 88 mm	+10
25 - 35 mm	88 - 78 mm	+20
35 - 45 mm	78 - 68 mm	+30
45 - 55 mm	68 - 58 mm	+40
55 - 65 mm	58 - 48 mm	+50

VR2019+

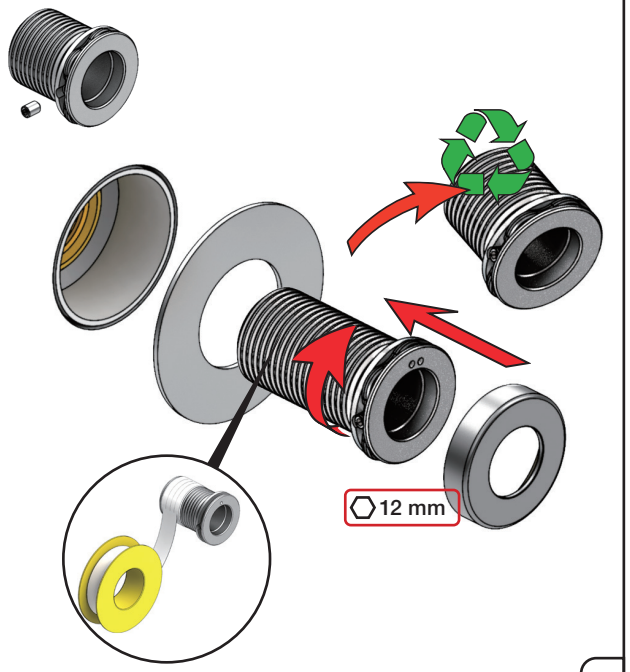

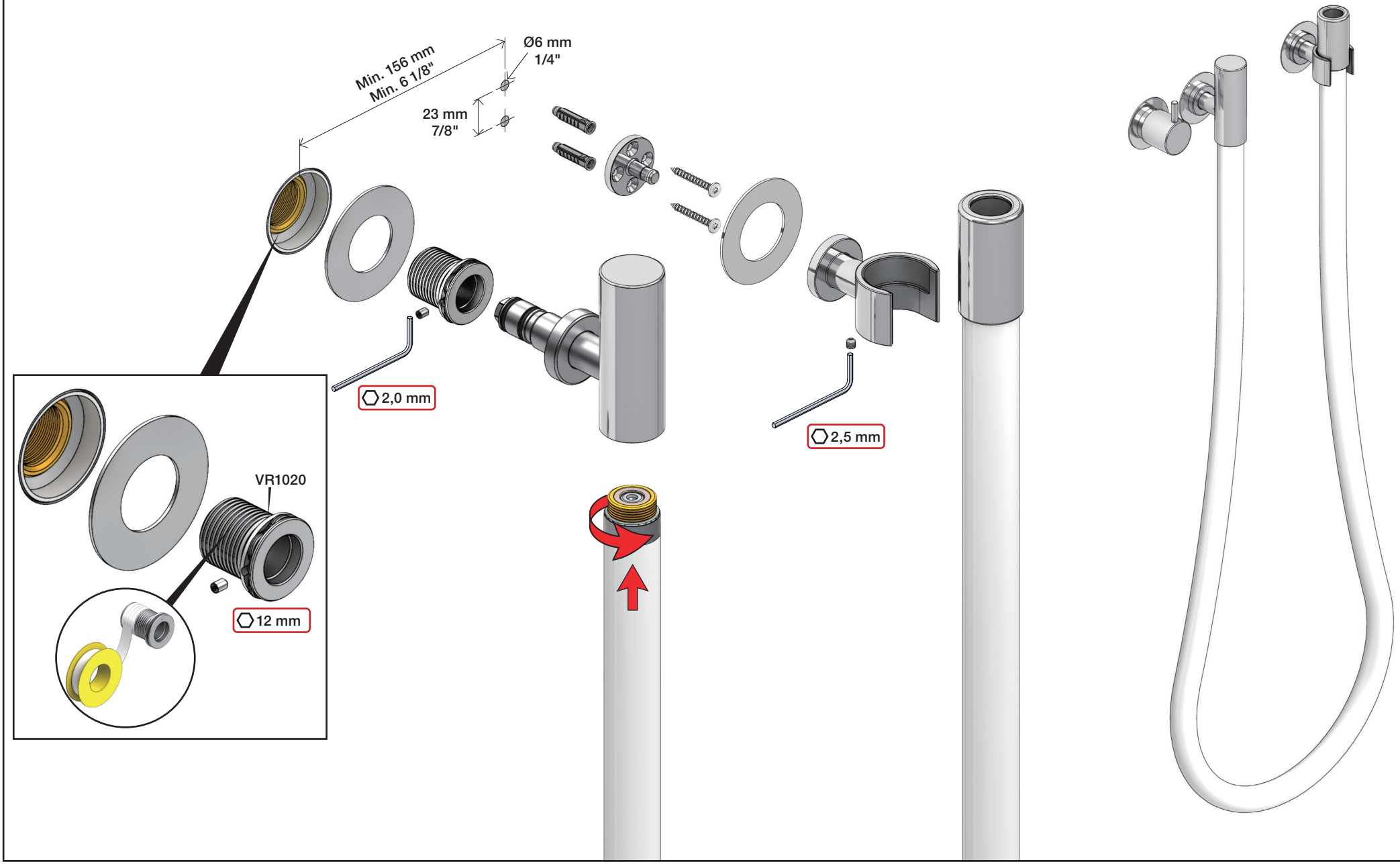

VOLA A/S • Lunavej 2 • DK-8700 Horsens • Tel. +45 7023 5500 • sales@vola.dk • www.vola.com

VOLA 080, 080D, 080DK, 080K, 080W

Fitting instruction
Montageanleitung
Monteringsvejledning
Monteringsvägledning
Montage hanleiding
Manuel de montage

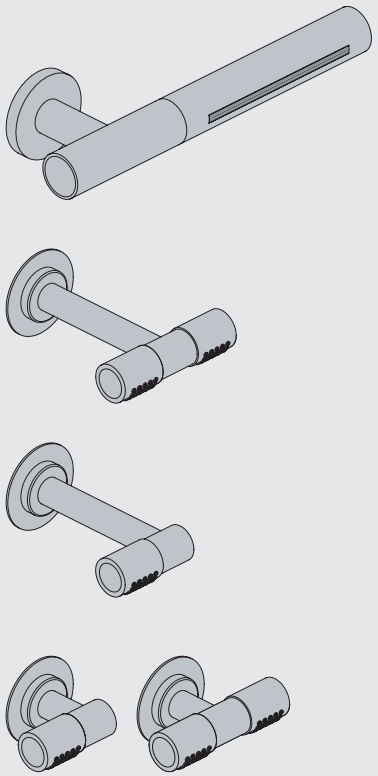

www.vola.com

vola

mnt_080_V1_40998355

5 705230 341507

Data	Bar:	1	2	3	4	5
081/081K	(l/min) (Gal/min)	8 2.1	12 3.2	14 3.7	17 4.5	19 5.0
081D	(l/min) (Gal/min)	14 3.7	20 5.3	25 6.6	29 7.7	32 8.5
080W	(l/min) (Gal/min)	23 6.1	33 8.6	40 11	46 12	52 14
	Max. 65°C. 150°F					

VR161:
VR161K: 7 l/min - 1.8 Gal/min
VR161D: 9 l/min - 2.5 Gal/min
VR161F: 14 l/min - 3.7 Gal/min

080W: Min. flow: 14 l/min - 3.7 Gal/min.

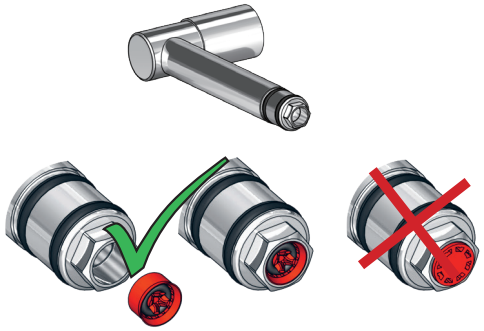

080

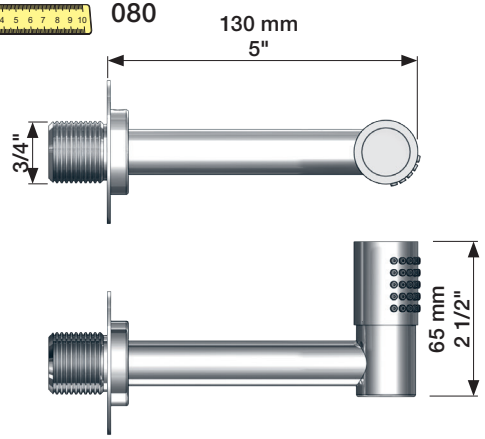

080D

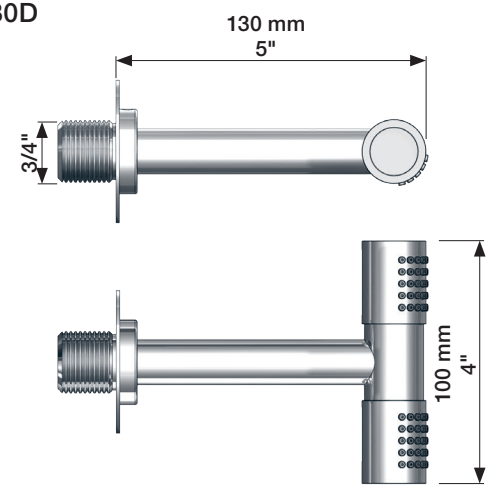

080DK

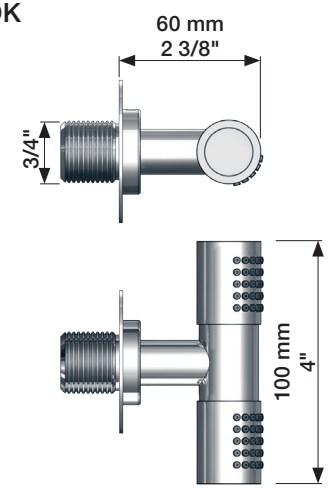

080K

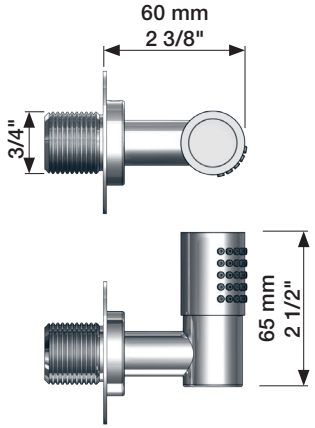

080W

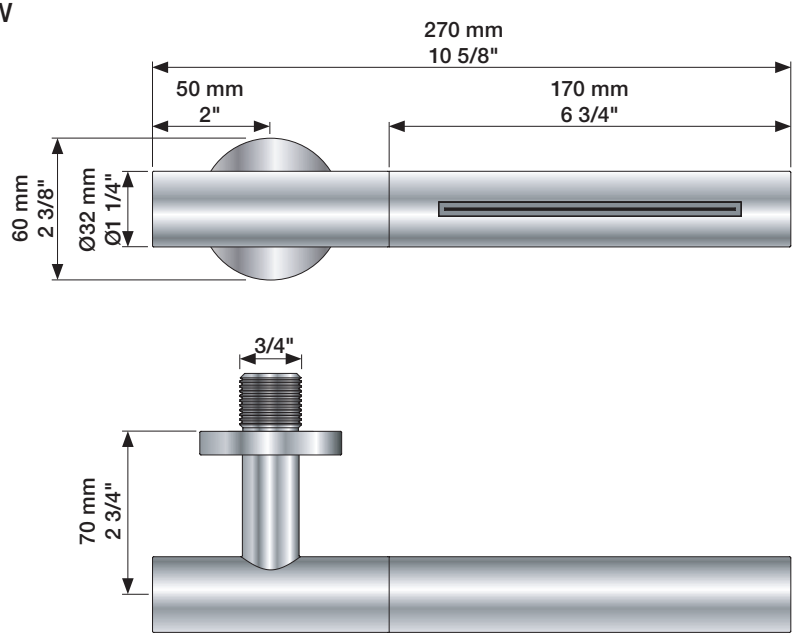

1

VR2019

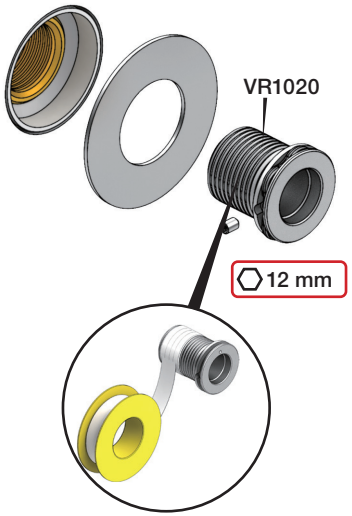

2

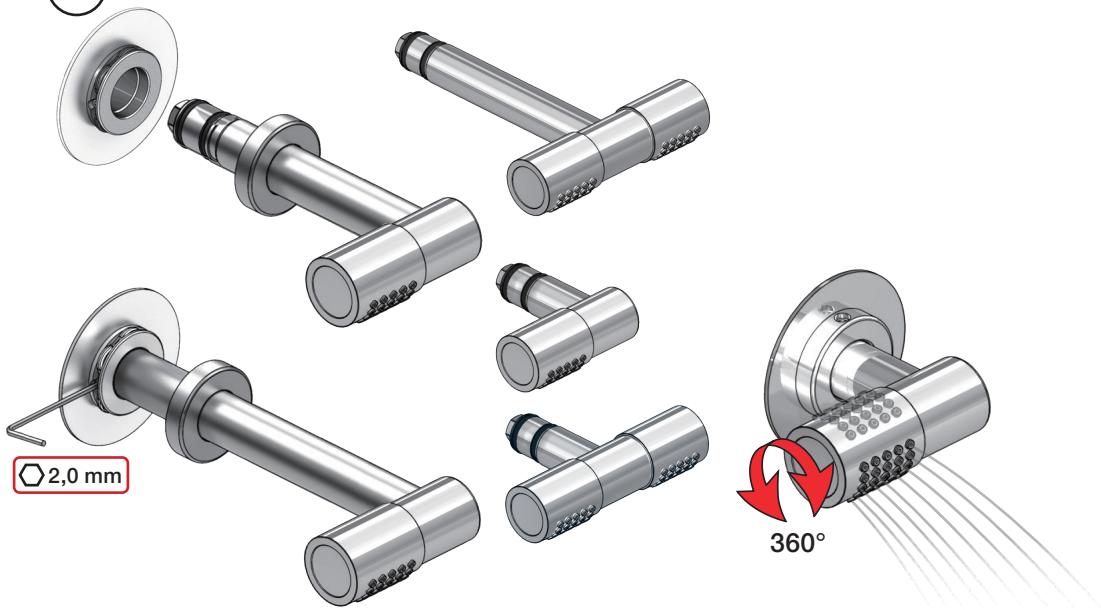

3

VR2020

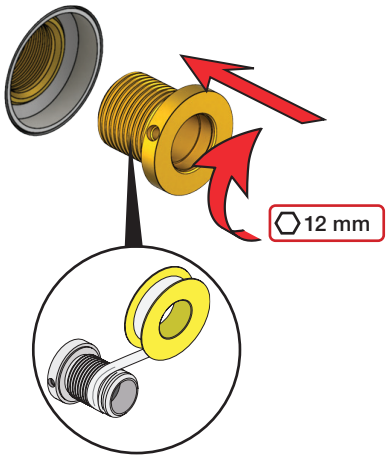

4

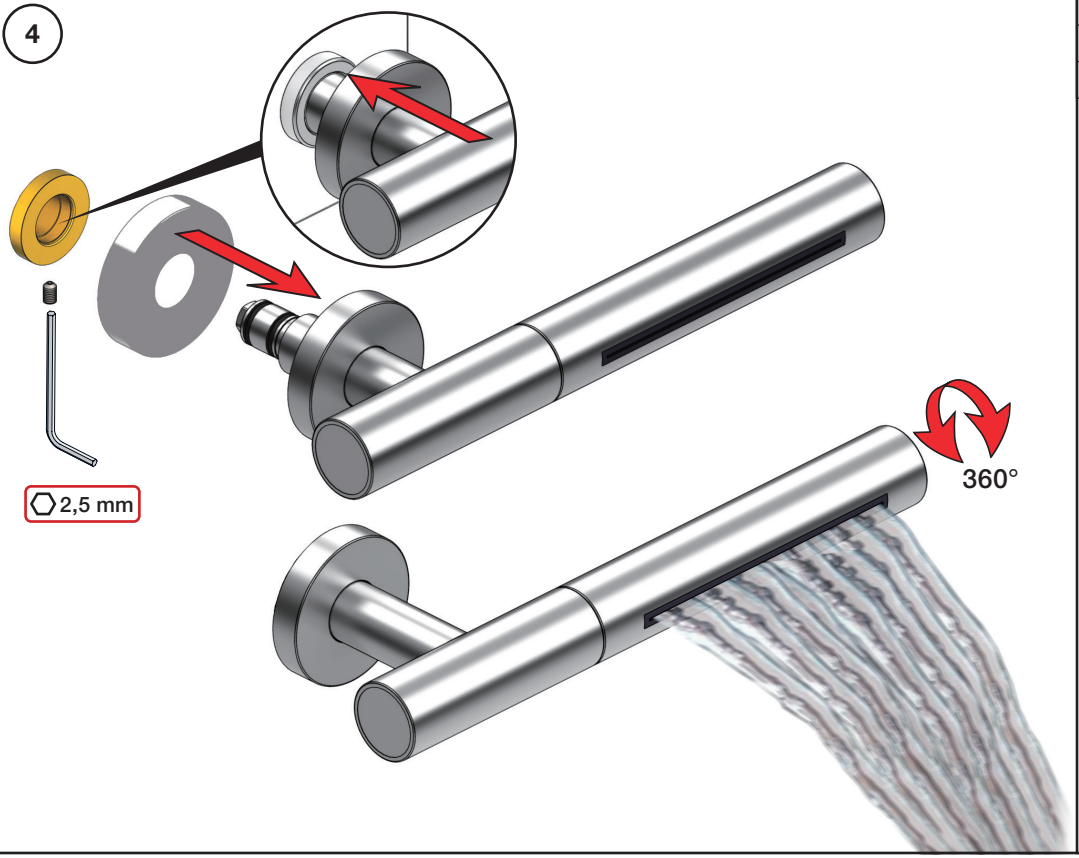

Extension
Verlängerung

Forlængerdele
Förlängning

Verlengstukken
Modification

T Min. 3 mm
Max. 65 mm

Y Min. 48 mm
Max. 110 mm

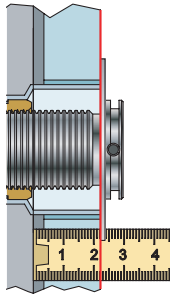

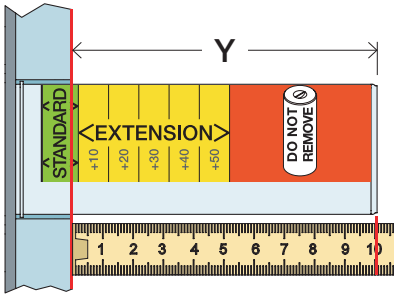

T	Y	VR2019/2020
3 - 15 mm	110 - 98 mm	Std.
15 - 25 mm	98 - 88 mm	+10
25 - 35 mm	88 - 78 mm	+20
35 - 45 mm	78 - 68 mm	+30
45 - 55 mm	68 - 58 mm	+40
55 - 65 mm	58 - 48 mm	+50

VR2019+

VR2020+

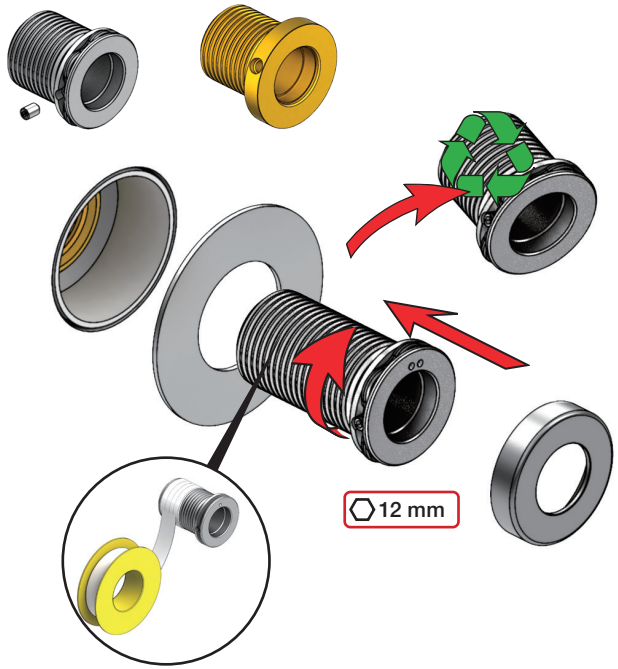

VOLA 200M

Fitting instruction
Montageanleitung
Monteringsvejledning
Monteringsvägledning
Montage hanleiding
Manuel de montage

GODKENDT TIL DRIKKEVAND

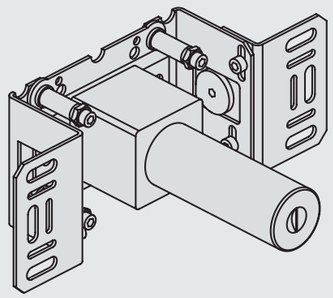

www.vola.com

vola

200M_V4_40998506
25-11-2022

5 705230 288055

Max.: 10 Bar/145 psi
Max. 65°C, 150°F

Check the local legislation.
Bitte die örtlichen Vorschriften überprüfen.
Tjek de lokale regler.
Kontrollera lokala föreskrifter
Nazitten lokale regelgeving.
Vérifiez la législation locale.

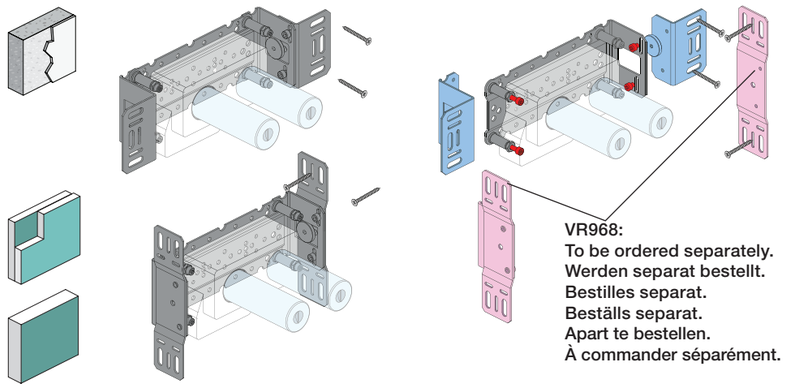

VR968:
To be ordered separately.
Werden separat bestellt.
Bestilles separat.
Beställs separat.
Apart te bestellen.
À commander séparément.

DE:
Bitte separat beiliegende Anleitung für die Schallentkopplung VR972 beachten

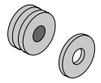

Box till inbyggnadsblandare.
Boks til indbygningsblander.
Laatikko seinäasenteiselle sekoittajalle.

Ingår inte i leveransen, köps separat.
Ikke inkludert, kjøpes separat.
Eivät sisälly tilaukseen, ostettava erikseen.

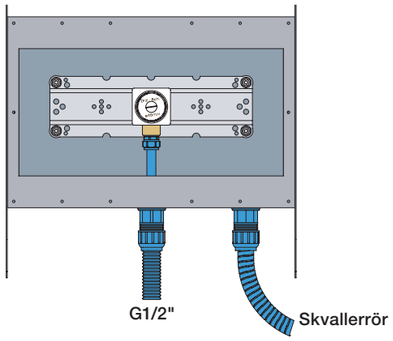

Installation example
Installationsbeispiel
Installationseksempel
Installationsexemplar
Installatie voorbeeld
l'installation des exemple

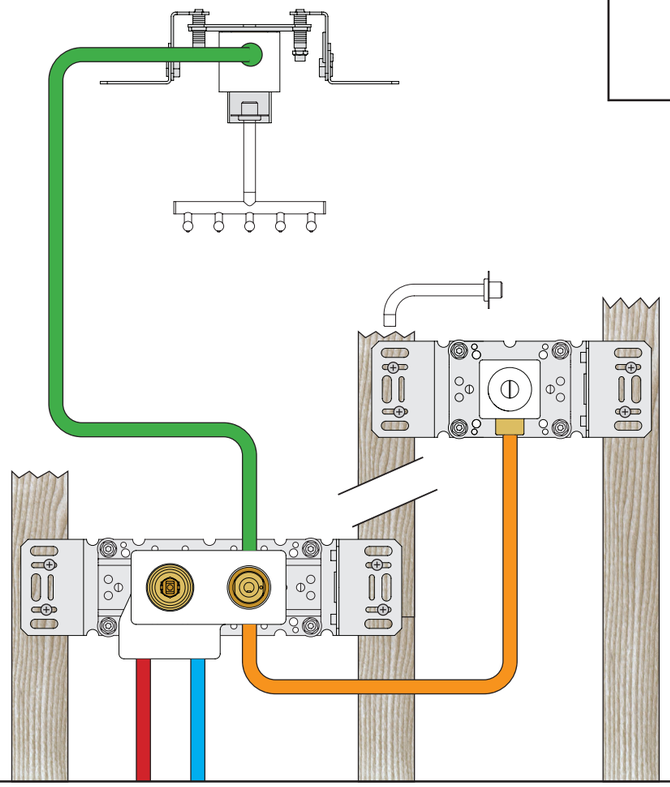

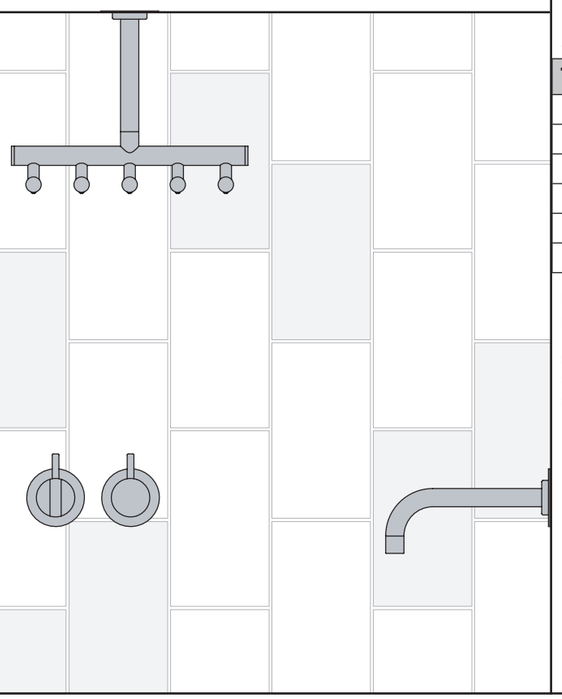

200M & VR968:

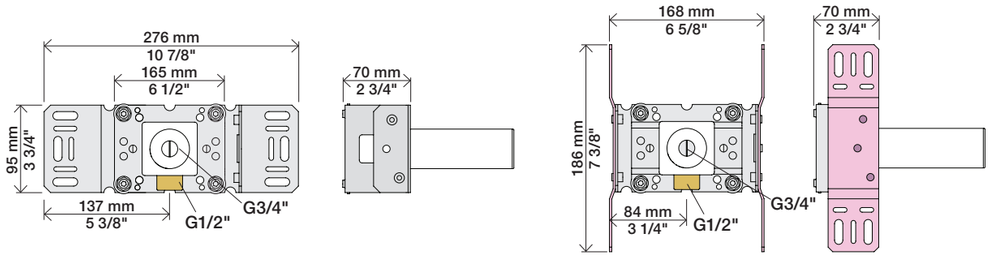

Extension
Verlängerung
Forlængerdele
Förlängning
Verlengstukken
Modification



VR2019: 010, 020, 030, 040
VR2021: 050
VR2020: 080W
VR2119: 010C, 020C, 040D
050K, 070/R/S/W, 080/K/D/DK
VR2219: 050A, 060A
VR648: 060, 080ST

* +10 - STANDARD SVERIGE

VR2019, VR2119
VR2020, VR2219
VR2021

VR648

T Min. 3 mm
Max. 65 mm

Y Min. 48 mm
Max. 110 mm

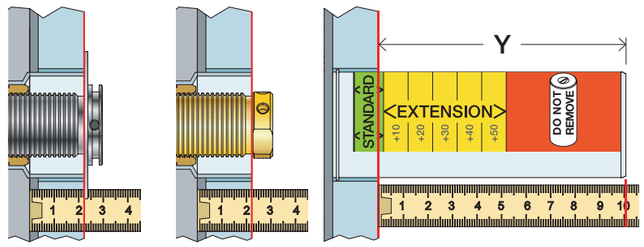

T: VR2019/2020/2021/2119/2219	T: VR648	Y	
3 - 15 mm	3 - 19 mm	110 - 98 mm	Std.
15 - 25 mm	17 - 28 mm	98 - 88 mm	+10
25 - 35 mm	27 - 38 mm	88 - 78 mm	+20
35 - 45 mm	37 - 48 mm	78 - 68 mm	+30
45 - 55 mm	47 - 58 mm	68 - 58 mm	+40
55 - 65 mm	57 - 68 mm	58 - 48 mm	+50

VR2019:
VR2020: VR2119:
VR2021: VR2219:

VR648:

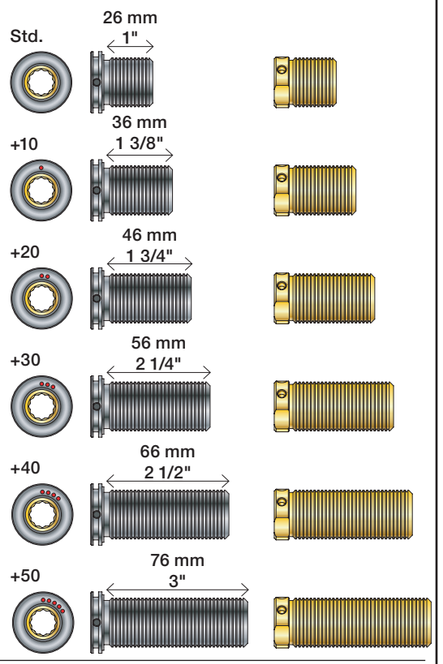

Fitting of extension
Montage von verlängerung
Montering af forlængerdele
Montering av förlängning
Montage van de verlengstukken
Montage des rallonges

VR2019+, VR2119+
VR2020+, VR2219+
VR2021+

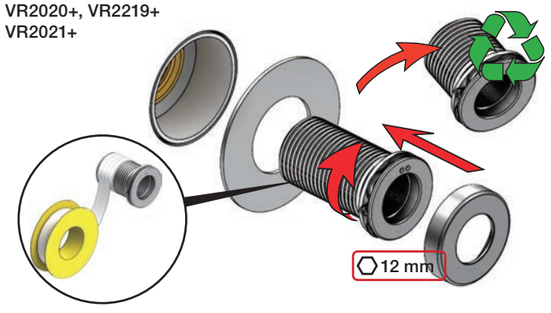

VR648+

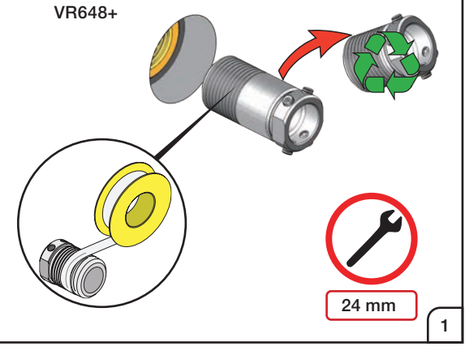

VOLA A/S • Lunavej 2 • DK-8700 Horsens • Tel. +45 7023 5500 • Fax +45 7023 5511 • sales@vola.dk • www.vola.com

vola

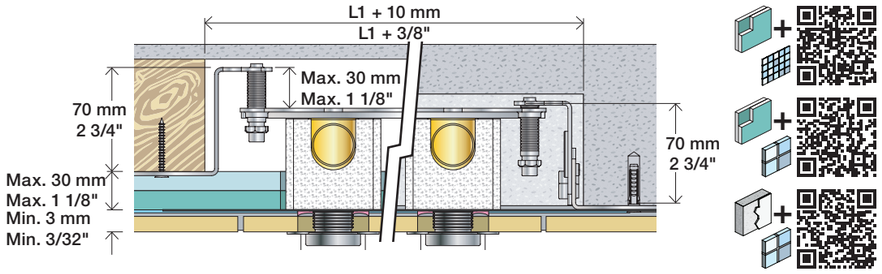

2x13 mm

Lightweight wall
Leichtwand
Let væg

Lätta konstruktion
Holle wandconstructie
Construction légère

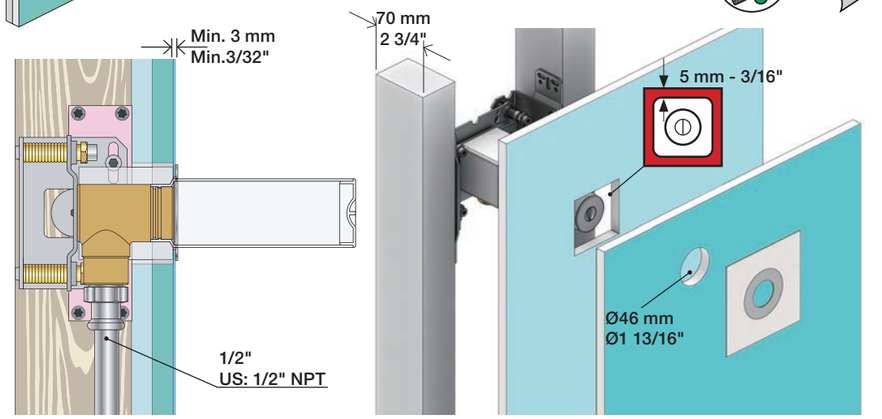

1x15 mm
1x18 mm
1x20 mm

Lightweight wall
Leichtwand
Let væg

Lätta konstruktion
Holle wandconstructie
Construction légère

2x13 mm

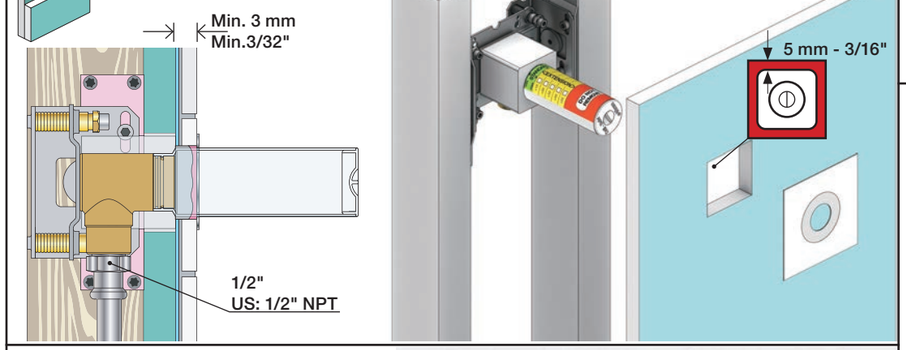

Masonry
Mauerwerk
Murværk

Murverk
Massieve wand
Mur Plein

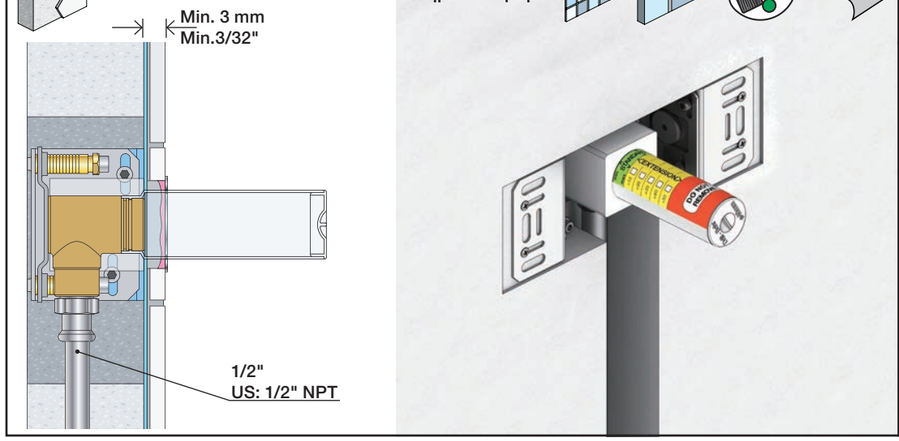

1

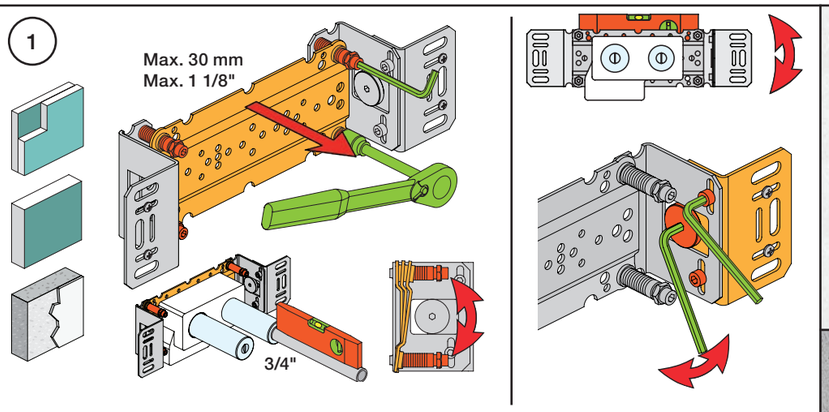

2

Test Pressure
Prüfdruck
testtryk
Test tryck
Test druk
test de pression

Check the local legislation.
Bitte die örtlichen Vorschriften überprüfen.
Tjek de lokale regler.
Kontrollera lokala föreskrifter.
Nazitten lokale regelgeving.
Vérifiez la législation locale.

! Water - Wasser - Vand - Vatten - Water - L´eau

! MAX 1 Minute - Minut - Minuut !

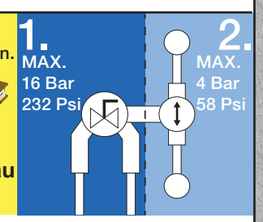

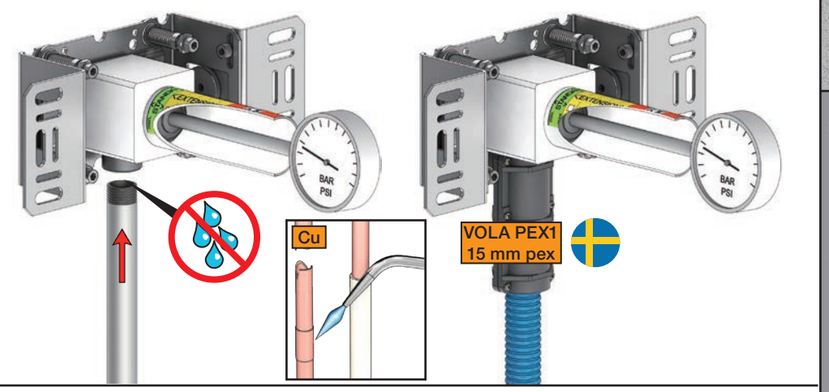

3

Flush installation
Installation Spülen
Skyl installation
Skölj installation
Kraan doorspoelen
Rincer l'installation

VR969



4G

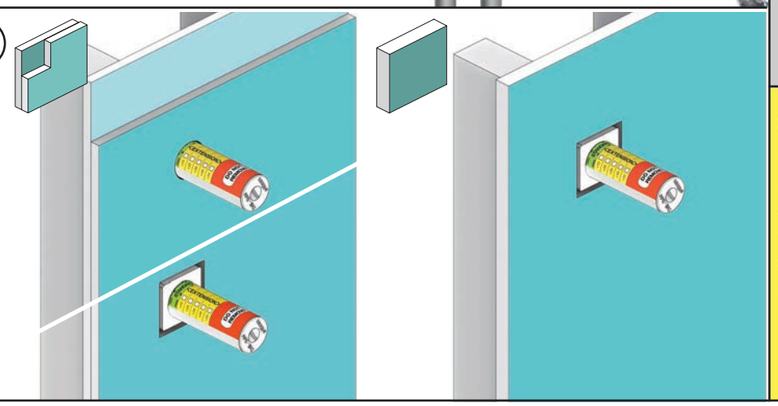

4M

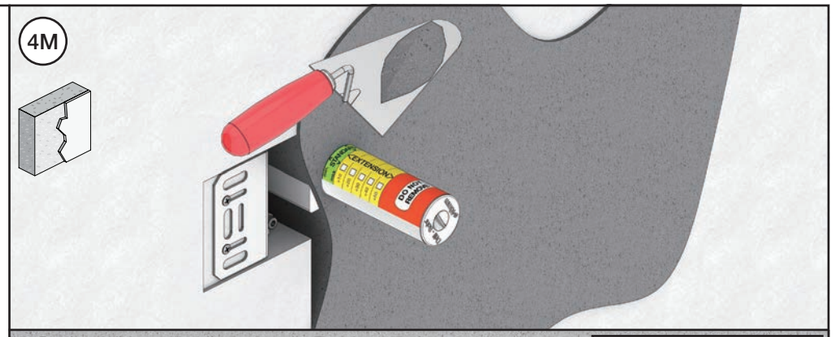

5

Without membrane
Ohne Membran
Uden membran

Zonder membran
Sans Membrane imperable
Uten membran

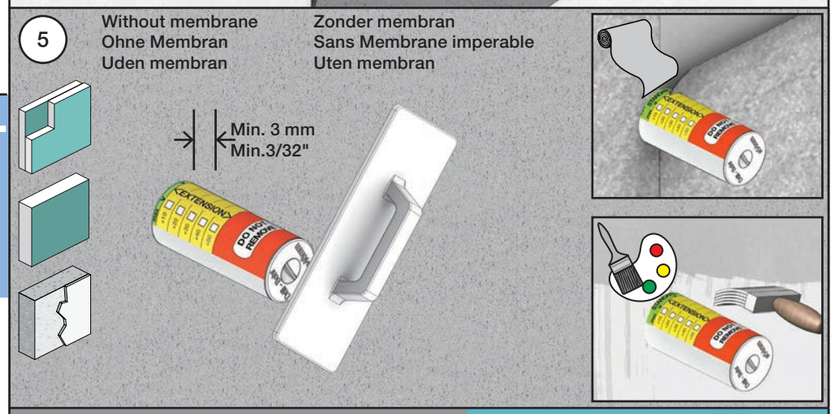

6

Waterproof membrane
Wasserdichte Membran
Vandtæt membran

Vattentät membran
Waterdicht membran
Membrane imperable

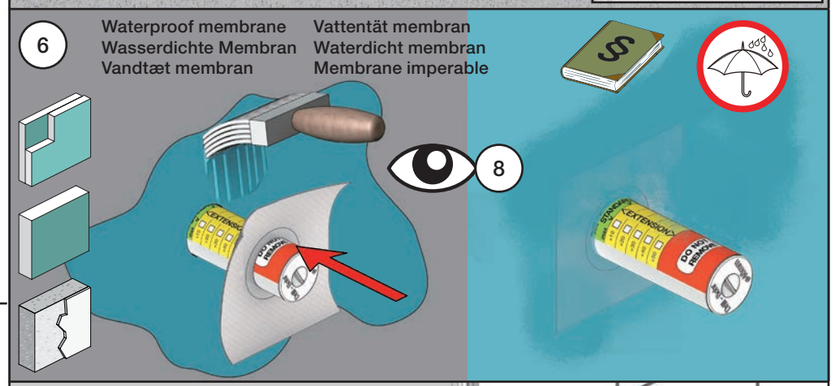

7

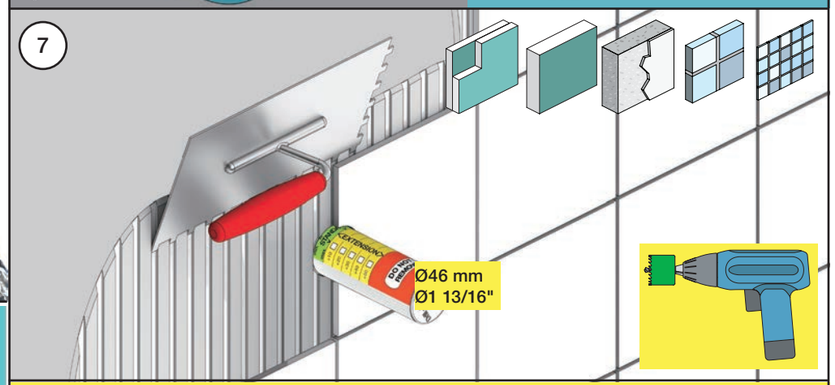

8

Do not cut the membrane
Die Membran nicht schneiden
Skær ikke membranen
*** Skär inte membranet**
Snij het membraan niet door
Ne coupez pas la membrane
No cortar la membrana

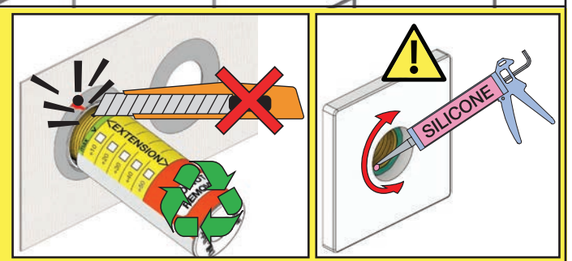

VOLA S21V, S42V, 2600, 2700V, 2800V, 2900

Monteringsvägledning

NB.
Boxen leveraras inte av Vola.
utan köps genom ÅF eller Grossist.

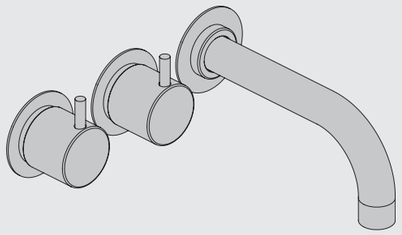

www.vola.com

SE_2600_V2_40998368
20-01-2022

5 705230 357935

Data, 3 Bar/43.5 Psi:

Max:	l/min.	Gal/min.
S21V:	50	13.2
S42V:	77	20.3
2600:	50	13.2
2700V:	77	20.3
2800V:	50	13.2
2900:	50	13.2

Max. 65°C, 150°F

Max.: 10 Bar/145 psi

Installasionsexempel: 2800

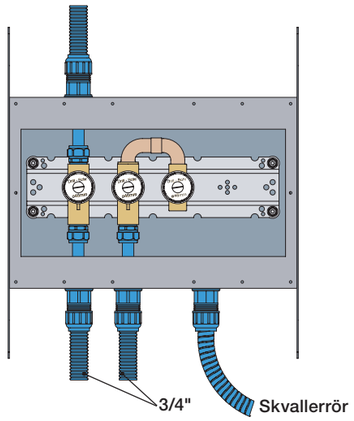

Förlängning

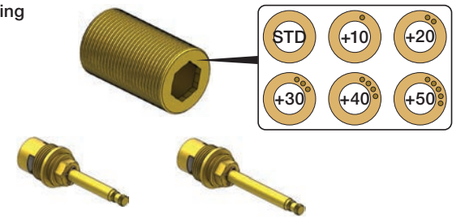

T Min. 15 mm
Max 65 mm

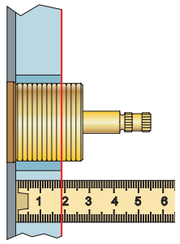

Y Min. 48 mm
Max. 110 mm

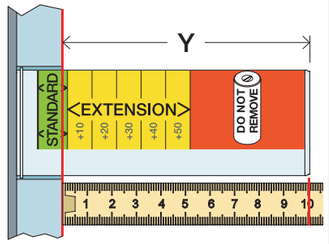

Förlängning, eftermontering

X 62 - 0 mm

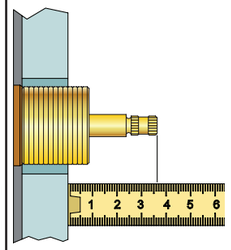

* +10 - STANDARD SVERIGE

	T	Y	VR699/VR2019
	5 - 15 mm	110 - 98 mm	Std.
	15 - 25 mm	98 - 88 mm	+10 STANDARD SVERIGE
	25 - 35 mm	88 - 78 mm	+20
	35 - 45 mm	78 - 68 mm	+30
	45 - 55 mm	68 - 58 mm	+40
	55 - 65 mm	58 - 48 mm	+50

	X	VR699/VR2019
	50 - 62 mm	Std.
	40 - 50 mm	+10
	30 - 40 mm	+20
	20 - 30 mm	+30
	10 - 20 mm	+40
	0 - 10 mm	+50

Montering av förlängning

	L	L1	L2	H
A	318 mm 12 1/2"	78 mm 3 1/16"	-	95 mm 3 3/4"
B	220 mm 8 1/2"		340 mm 13 3/8"	
C	396 mm 15 1/2"		-	
D	220 mm 8 1/2"			
E				
F	120 mm 4 3/4"			

A 2600

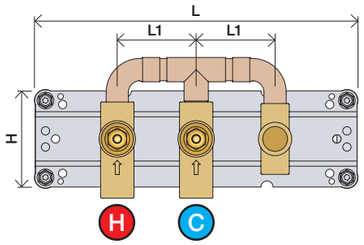

D S42V

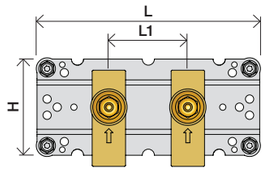

F S21V

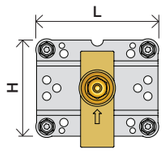

B 2700V

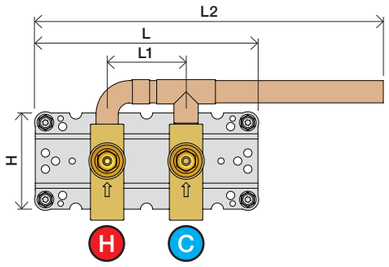

E 2900

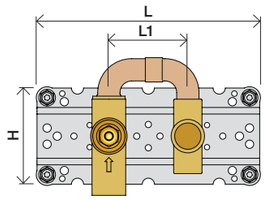

C 2800

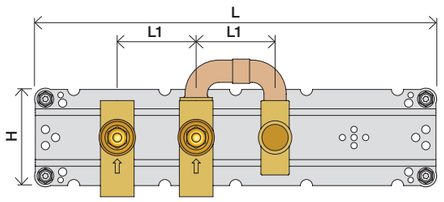

VR697+

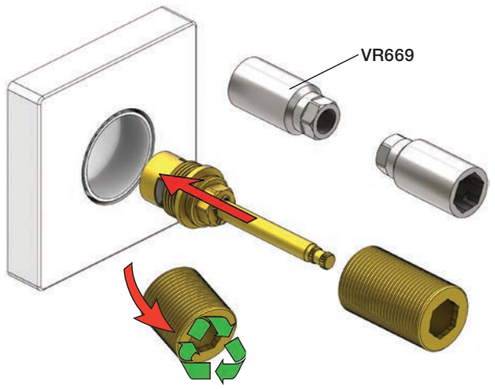

VR2019+, VR2119+

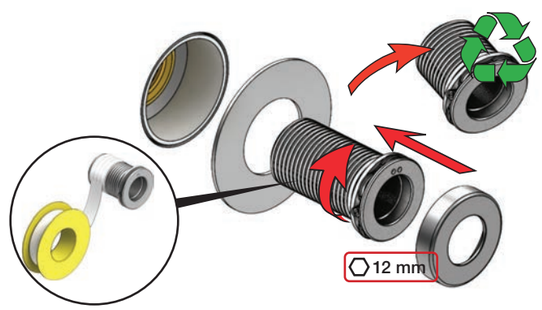

VOLA A/S • Lunavej 2 • DK-8700 Horsens • Tel. +45 7023 5500 • Fax +45 7023 5511 • sales@vola.dk • www.vola.com

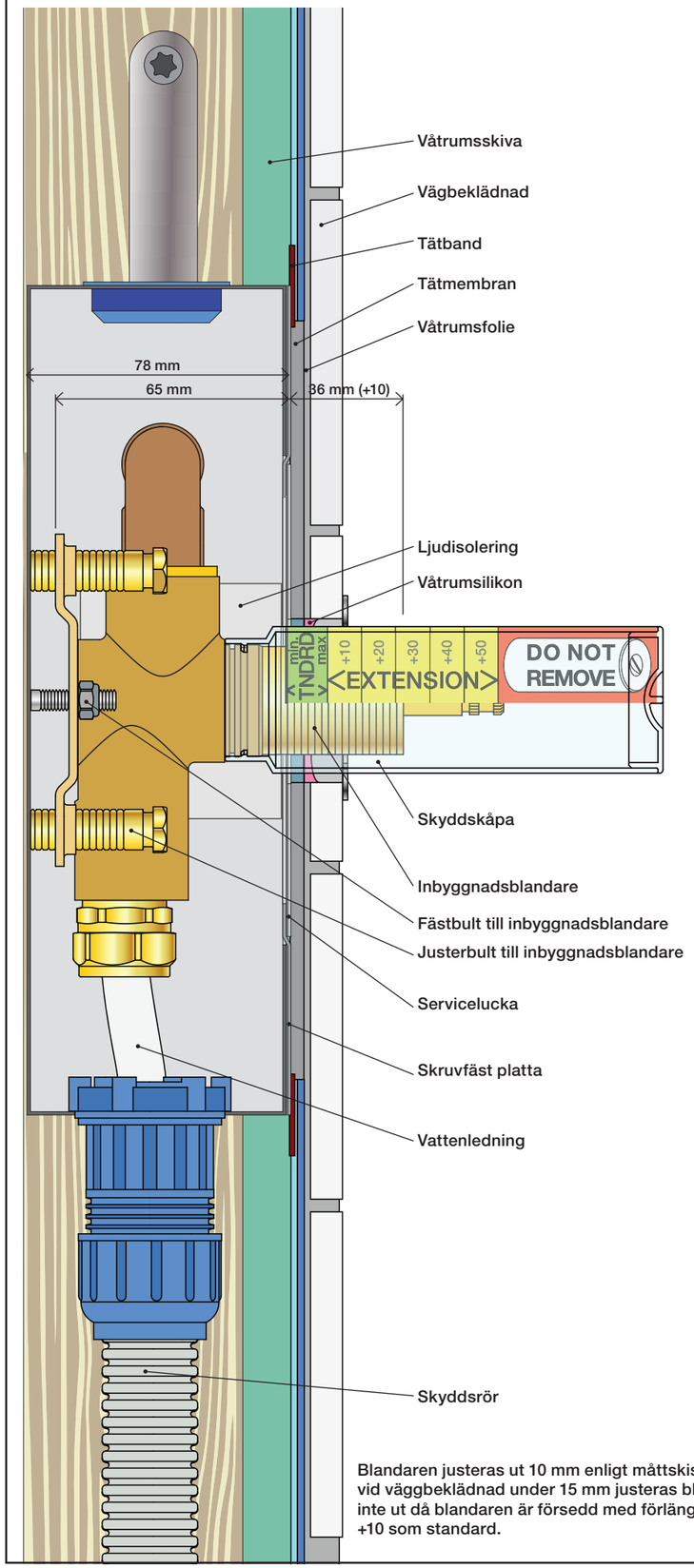

Blandaren justeras ut 10 mm enligt måttskiss, vid väggbeklädnad under 15 mm justeras blandaren inte ut då blandaren är försedd med förlängningar +10 som standard.

1

Demontera sidofixturerna.
Ta inta bort ljudisolering och Skyddskåpor.

NB.
Boxen leveraras inte av VOLA.
Utan köps genom ÅF eller Grossist.

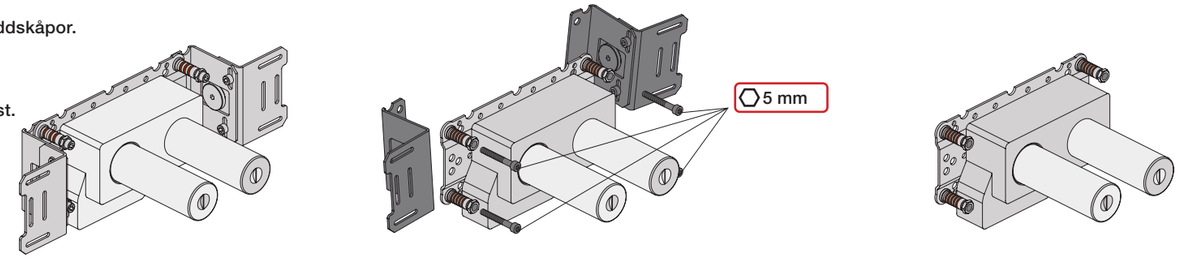

2

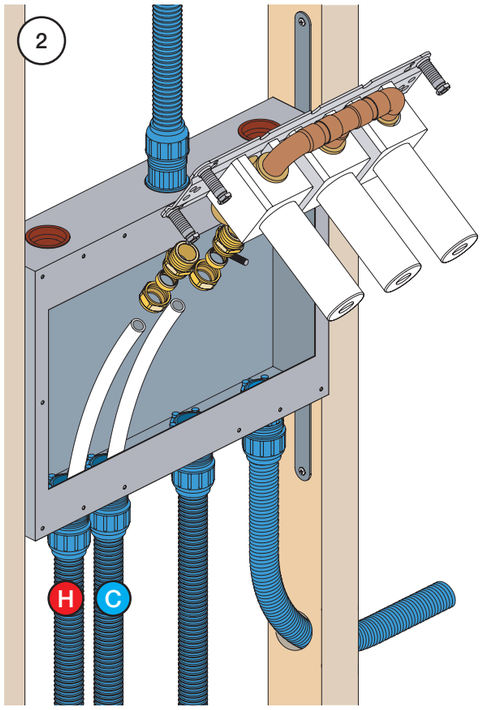

3

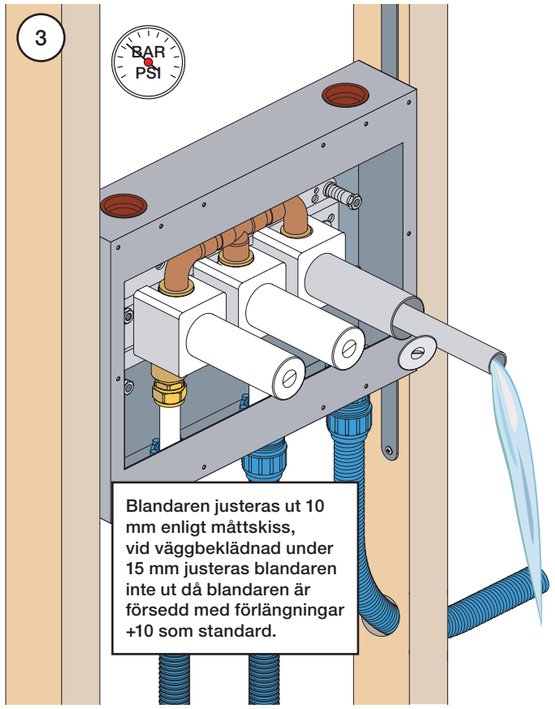

Blandaren justeras ut 10 mm enligt måttskiss, vid väggbeklädnad under 15 mm justeras blandaren inte ut då blandaren är försedd med förlängningar +10 som standard.

4

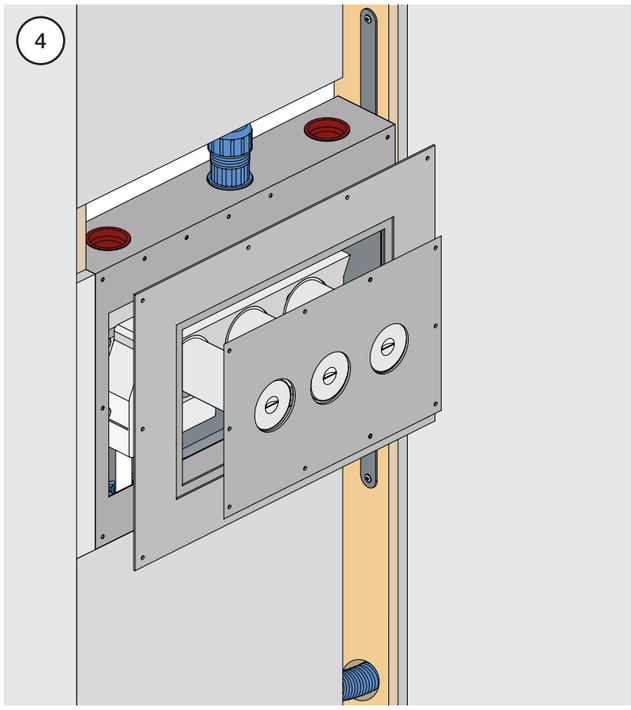

5

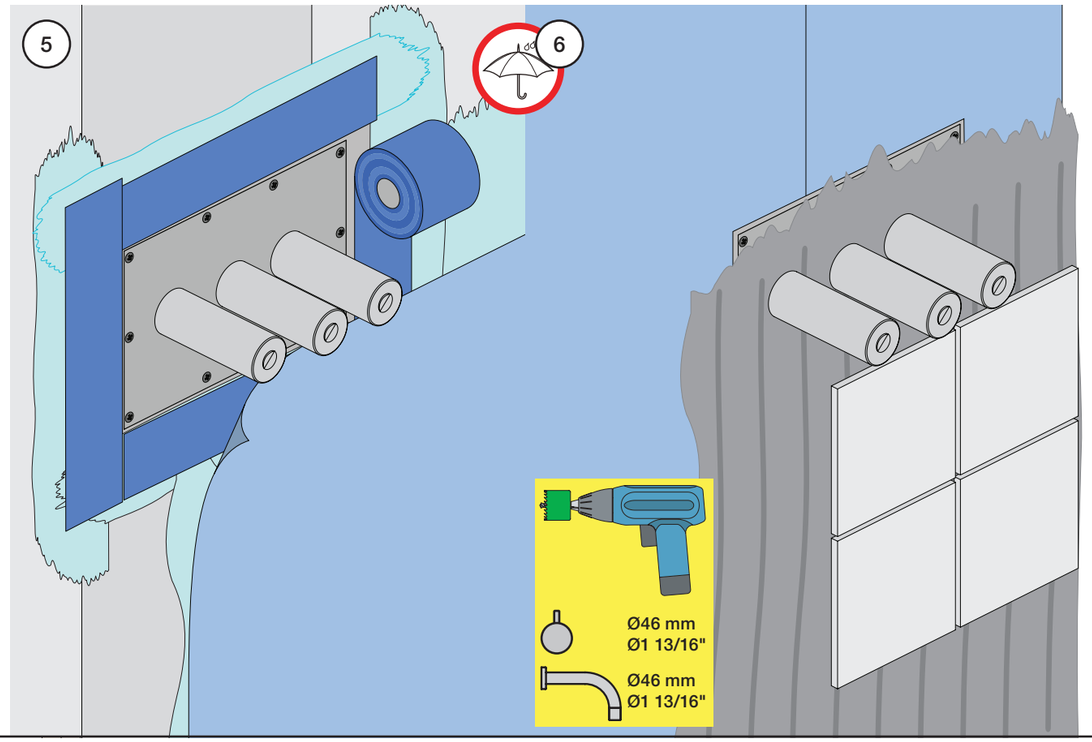

7

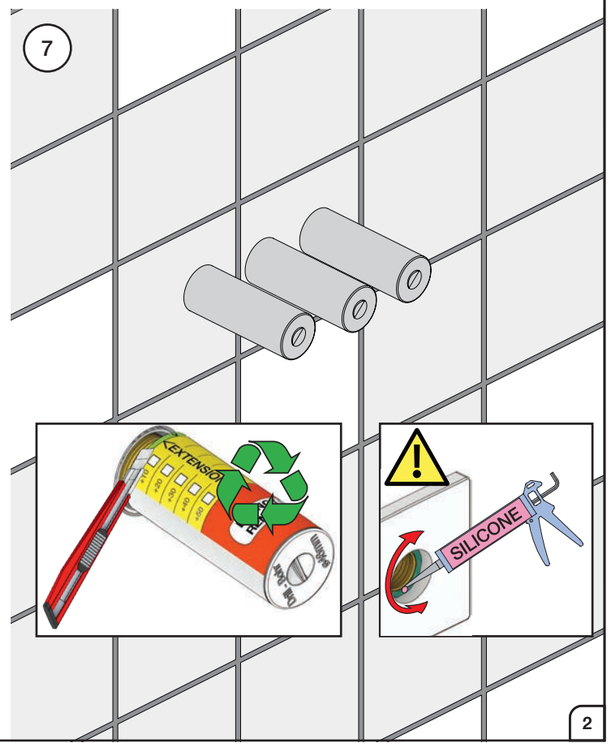

VOLA NR.17/19

NR.17:

1

NR.19:

2

www.vola.com

vola

mnt_NR17/19_40998508_V1

©VOLA A/S 5 705230 290034

Do not cut the membrane
Die Membran nicht schneiden
Skær ikke membranen
Skär inte membranet
Snij het membraan niet door
Ne coupez pas la membrane
No cortar la membrana

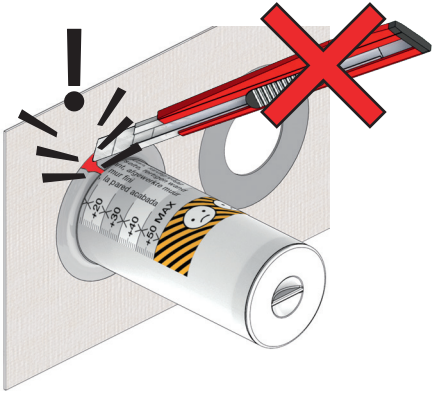





NR 17

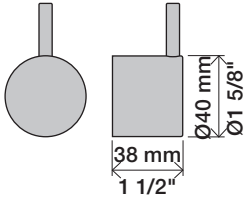

NR 17 - 1

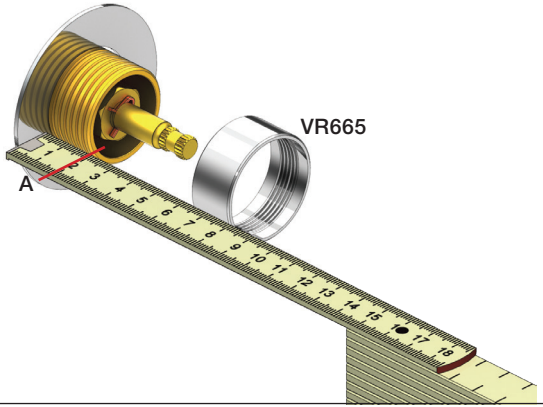

NR 17 - 2

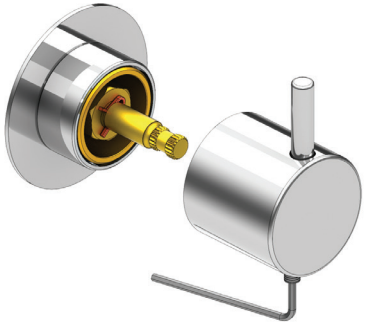

2 mm

NR 19

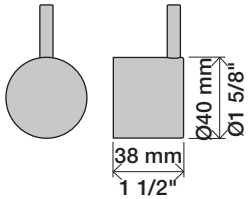

NR 19 - 1

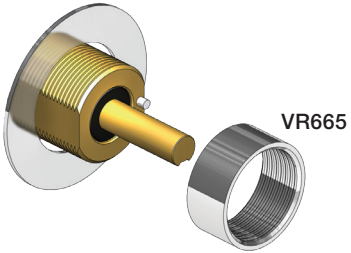

NR 19 - 2

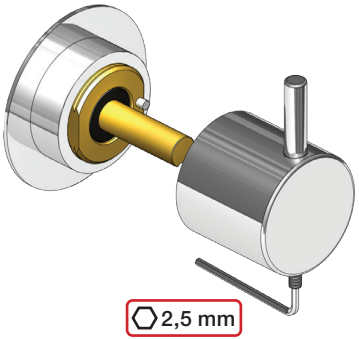

S21V

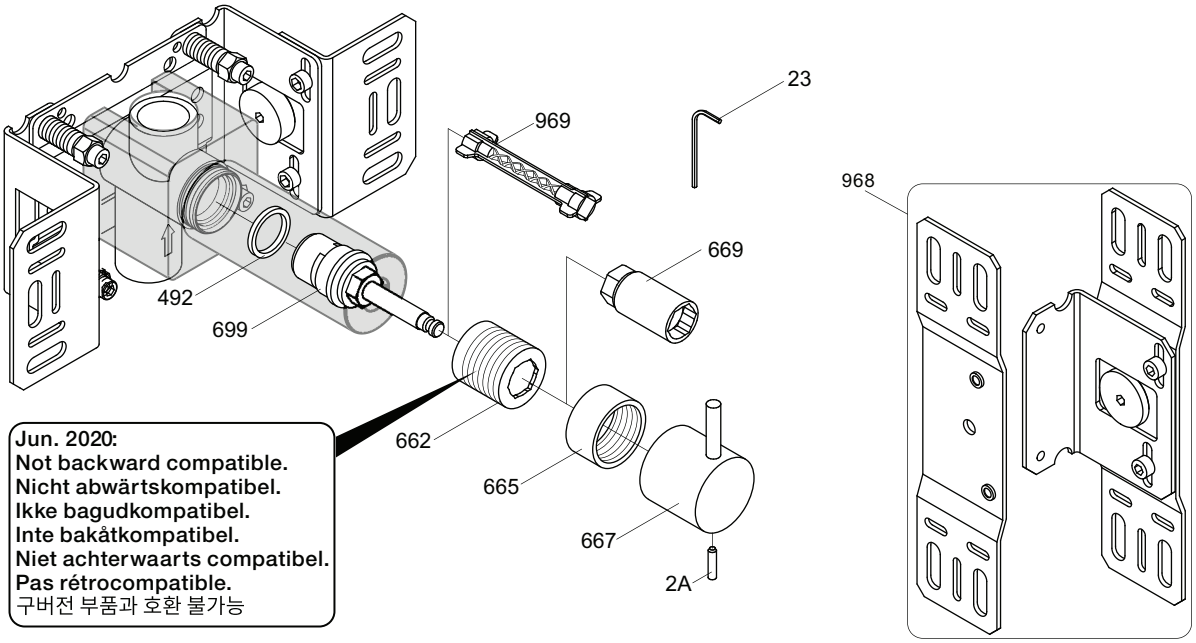

Jun. 2020:
Not backward compatible.
Nicht abwärtskompatibel.
Ikke bagudkompatibel.
Inte bakåtkompatibel.
Niet achterwaarts compatibel.
Pas rétrocompatible.
구버전 부품과 호환 불가능

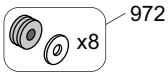

NR17:	VR2A, VR23, VR665, VR667
VR699K:	VR23, VR492, VR669, VR699
VR699K+:	VR23, VR492, VR662+, VR669, VR699+

S21V	S42V	2600	2900
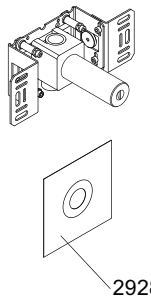	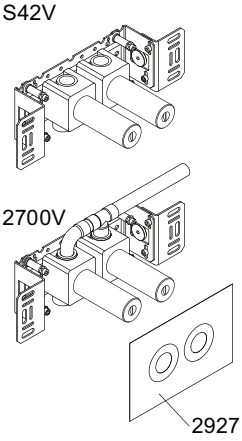	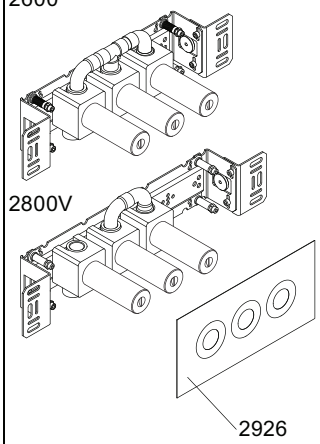	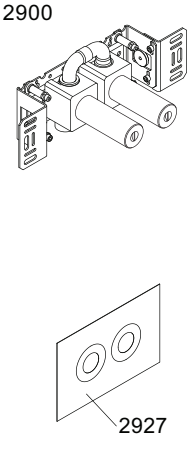
-	1034	003K	002
001G	2 x 001G	001, 2 x 001G	001, 001G

vola
Lunavej 2
DK-8700 Horsens
Tlf : + 45 7023 5500
sales@vola.com
www.vola.com

VOLA 2600
2700V, 2800V, 2900
S21V, S42V

Date
May. 22

Rev.
3

Sheet
SB 58

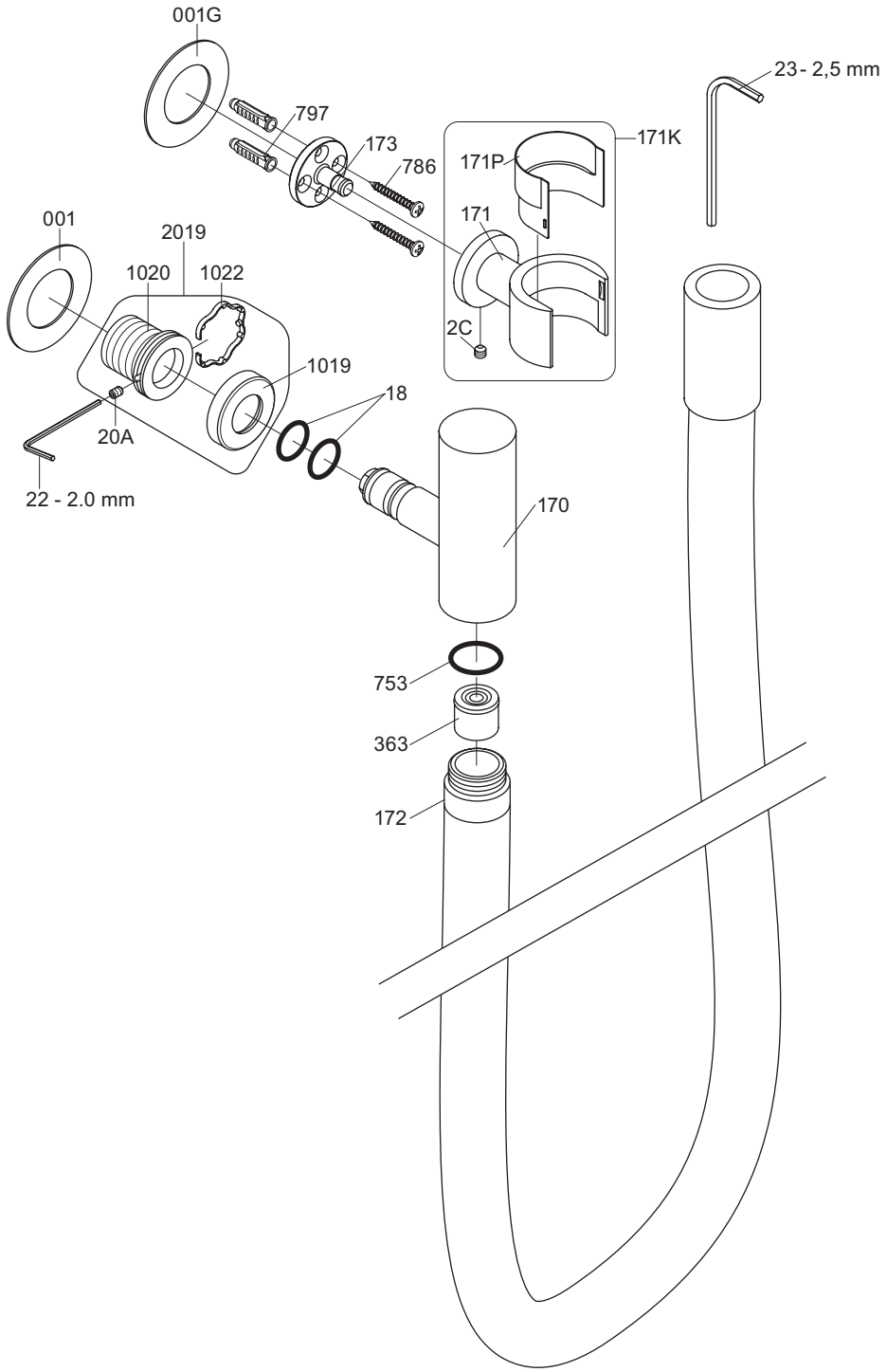

VR171K: VR20C, VR171, VR171P
VR1020K: VR20A, VR22, VR1020, VR1022
VR2019: VR20A, VR22, VR1019, VR1020, VR1022

vola
Lunavej 2
DK-8700 Horsens
Tlf : + 45 7023 5500
sales@vola.com
www.vola.com

VOLA 070W

Date
Apr. 21

Rev.
1

Sheet
SB 16.3

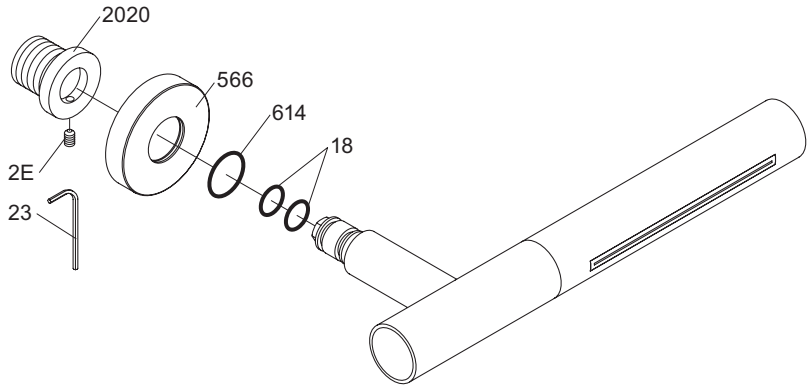

vola
Lunavej 2
DK-8700 Horsens
Tlf : + 45 7023 5500
sales@vola.com
www.vola.com

VOLA 080W

Date	Mar. 15
Rev.	0
Sheet	SB 17.8

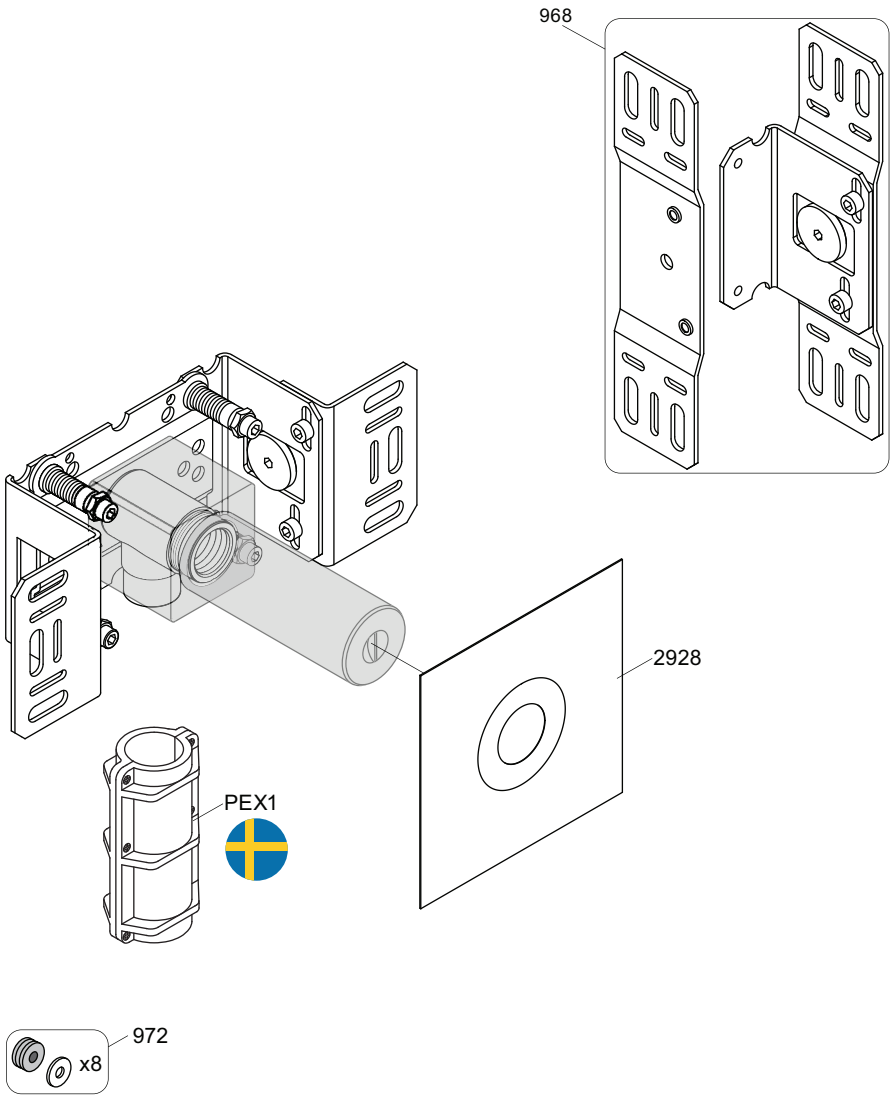

vola
Lunavej 2
DK-8700 Horsens
Tlf : + 45 7023 5500
sales@vola.com
www.vola.com

VOLA 200M

Date	May. 22
Rev.	3
Sheet	SB 2.3