VOLA 100, 100X, 200, 200V, 300
VOLA 400DV, 400, 400V, 400N, 400NV, 400T
VOLA 400TV, 400F, 400FV, 400R, 400RV
VOLA 2100, 2100X, 2200, 2200V, 2300, 2400
VOLA 2400V, 2400N, 2400NV, 2400T, 2400TV
VOLA 2400F, 2400FV, 2400R, 2400RV

Monteringsvägledning

NB.
Boxen leveraras inte av VOLA.
Utan köps genom ÅF eller Grossist.

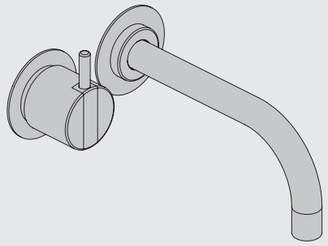

www.vola.com

SE_100-2100_V2 40998364
12-01-2022

5 705230 357874

Data, 3 Bar/43.5 Psi:

	l/min.	Gal/min.
100:	18,3	4.8
400V:	15,6	4.1
2100:	25,2	6.7
2400V:	22,2	5.9

Max. 65°C, 150°F

Max.: 10 Bar/145 psi

Installasionsexempel: 2400NV

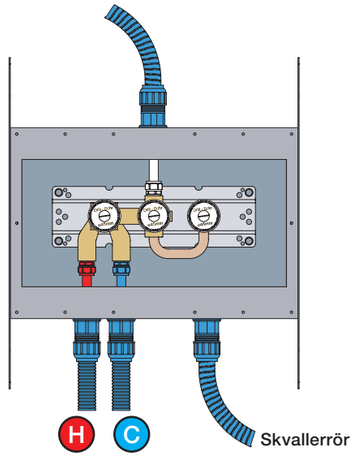

Förlängning

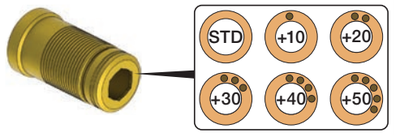

T Min. 15 mm
Max 65 mm

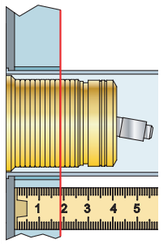

Y Min. 48 mm
Max. 110 mm

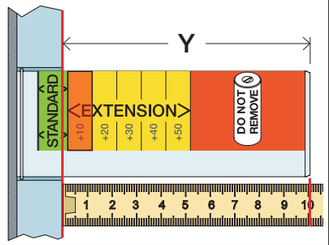

T	Y	VR1260/2260/1400/2019
3 - 15 mm	110 - 98 mm	Std.
15 - 25 mm	98 - 88 mm	+10 STANDARD SVERIGE
25 - 35 mm	88 - 78 mm	+20
35 - 45 mm	78 - 68 mm	+30
45 - 55 mm	68 - 58 mm	+40
55 - 65 mm	58 - 48 mm	+50

Förlängning, eftermontering

* +10 - STANDARD SVERIGE

100 - 400:
62 - 0 mm

X 62 - 0 mm

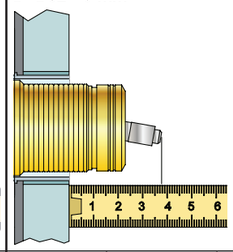

2100 - 2400:

X 57 - 0 mm

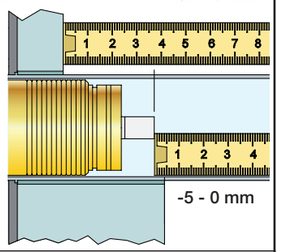

	X	VR1260 + VR1400 + VR2019
	50 - 52 mm	Std.
	40 - 50 mm	+10
	30 - 40 mm	+20
	20 - 30 mm	+30
	10 - 20 mm	+40
	0 - 10 mm	+50

	X	VR2260 + VR1400 + VR2019
	45 - 57 mm	Std.
	35 - 45 mm	+10
	25 - 35 mm	+20
	15 - 25 mm	+30
	5 - 15 mm	+40
	-5 - 5 mm	+50

	L	L1	L2	H
A	220 mm 8 1/2"	78 mm 3 1/16"	-	95 mm 3 3/4"
B			-	
C			-	
D	318 mm 12 1/2"		-	
E	396 mm 15 1/2"		156 mm 6 1/8"	

A 100, 2100, 200V, 2200V, 400V, 2400V

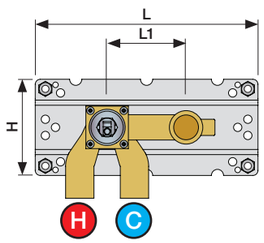

C 300, 2300

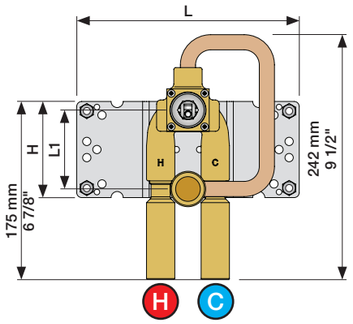

D 400NV, 2400NV, 400TV, 2400TV

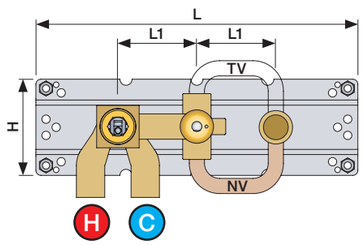

B 100X, 2100X

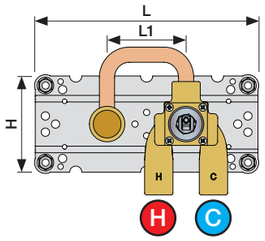

E 400FV, 2400FV, 400RV, 2400RV

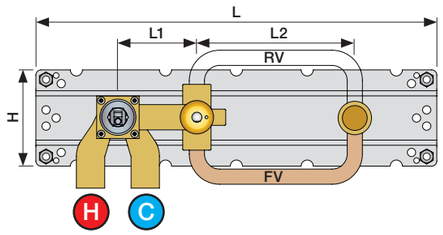

Montering av förlängning

VR1260+

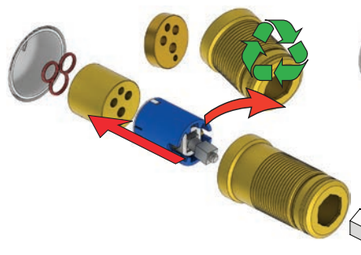

VR2260+

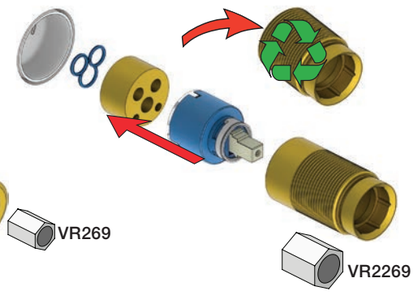

VR2019+, VR2119+

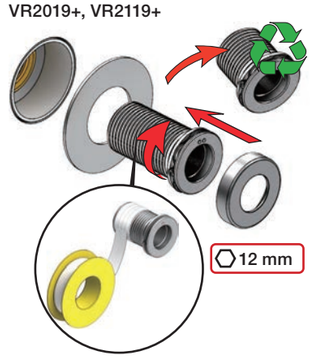

VR1400+



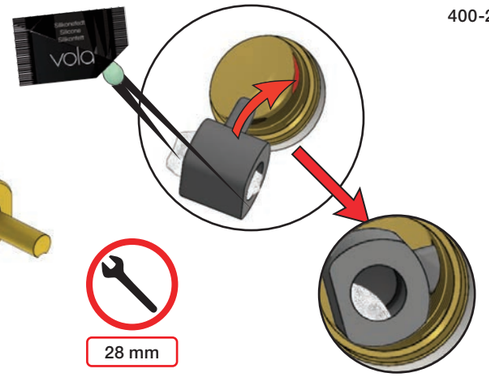

400-2400

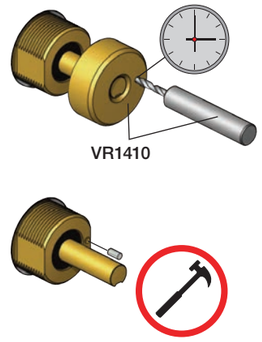

VOLA A/S • Lunavej 2 • DK-8700 Horsens • Tel. +45 7023 5500 • Fax +45 7023 5511 • sales@vola.dk • www.vola.com

1 Demontera sidofixturerna.
Ta inta bort ljudisolering och Skyddskåpor.

NB.
Boxen leveraras inte av VOLA.
Utan köps genom ÅF eller Grossist.

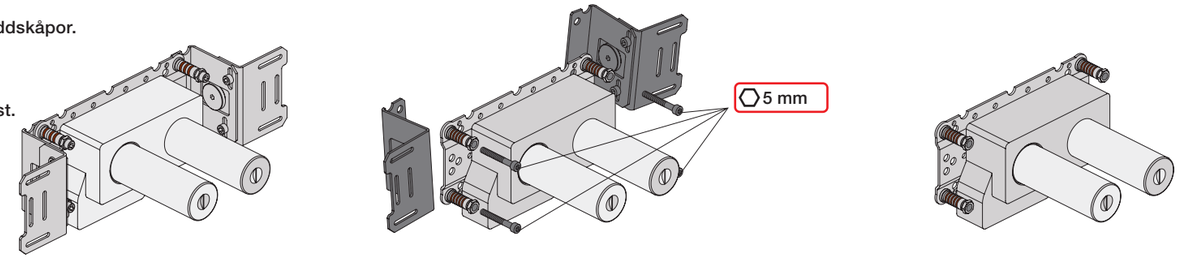

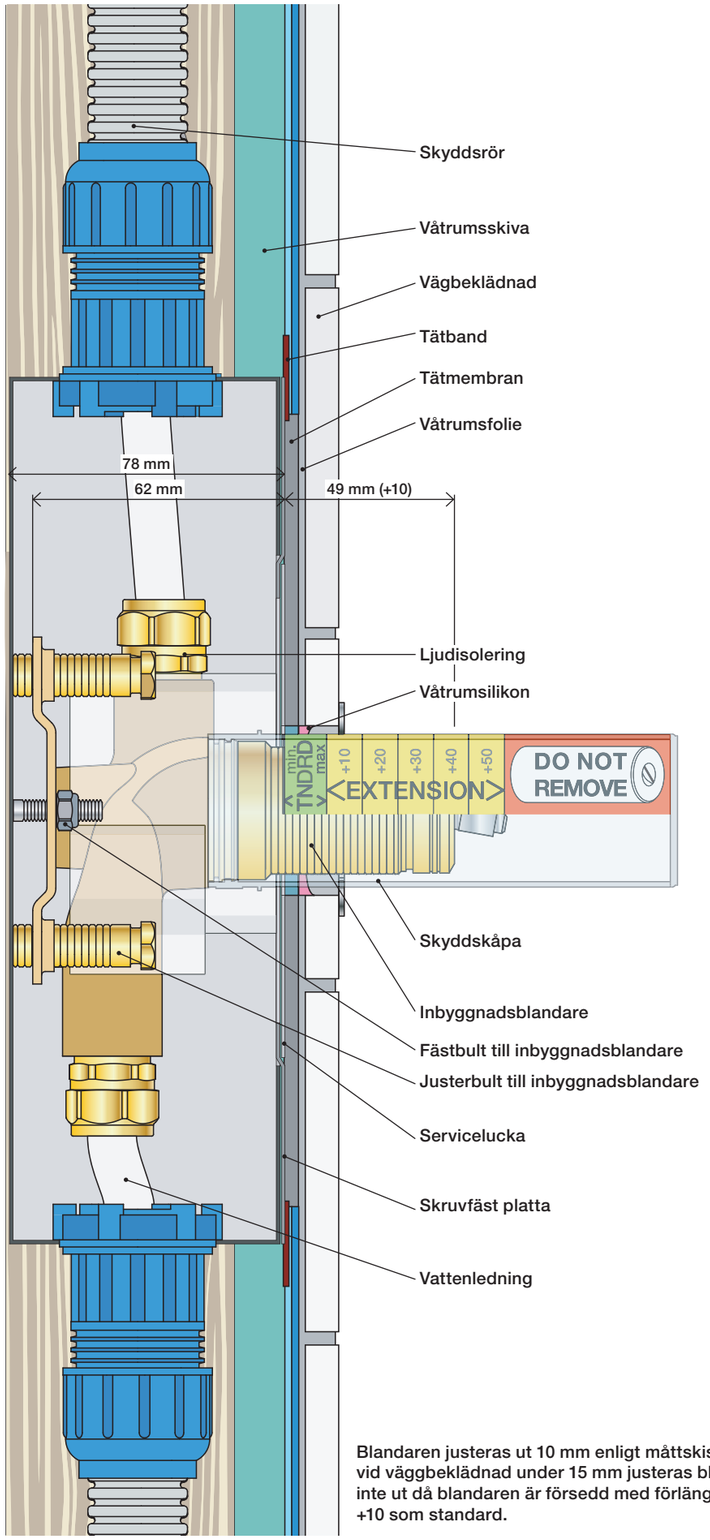

Blandaren justeras ut 10 mm enligt måttskiss, vid väggbeklädnad under 15 mm justeras blandaren inte ut då blandaren är försedd med förlängningar +10 som standard.

2

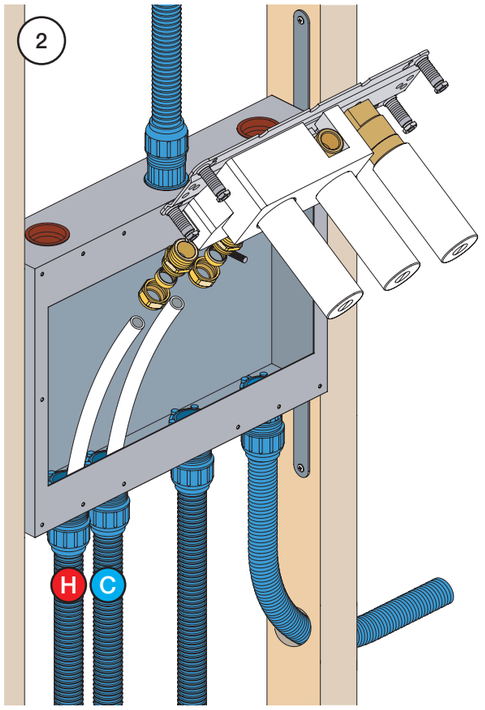

3

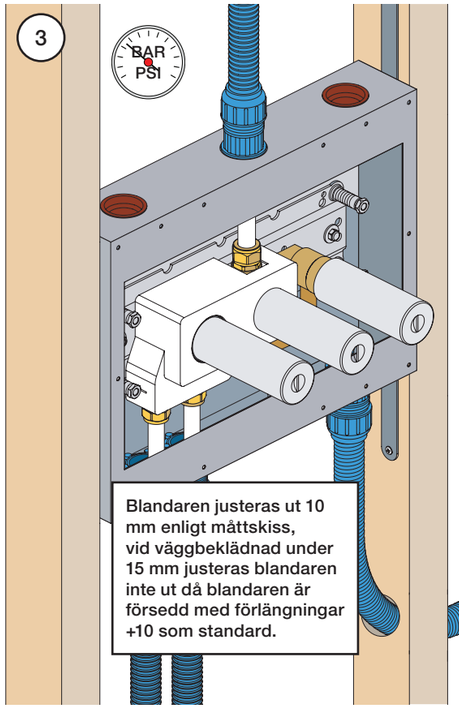

Blandaren justeras ut 10 mm enligt måttskiss, vid väggbeklädnad under 15 mm justeras blandaren inte ut då blandaren är försedd med förlängningar +10 som standard.

3A

Installation med omkastare och huvuddusch.

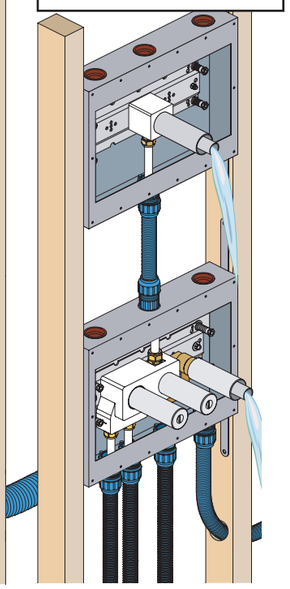

4

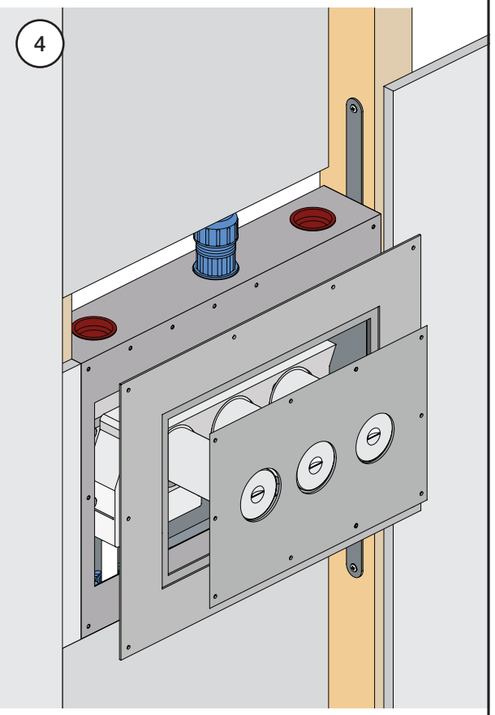

5

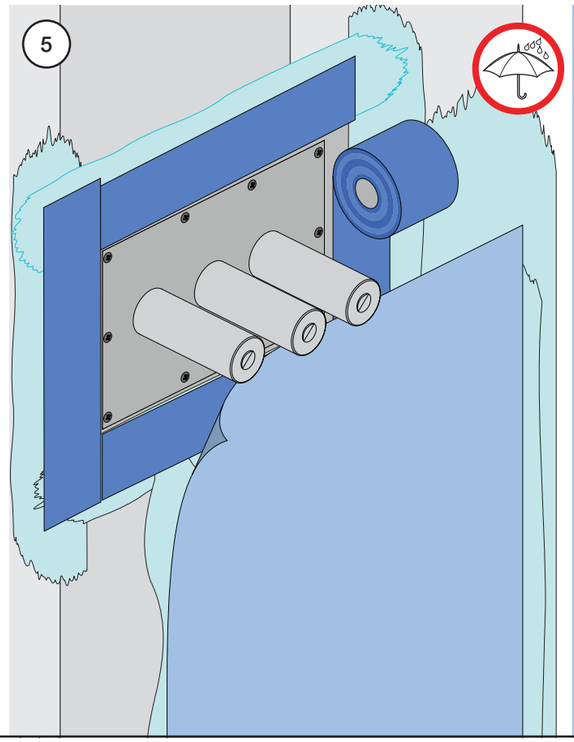

6

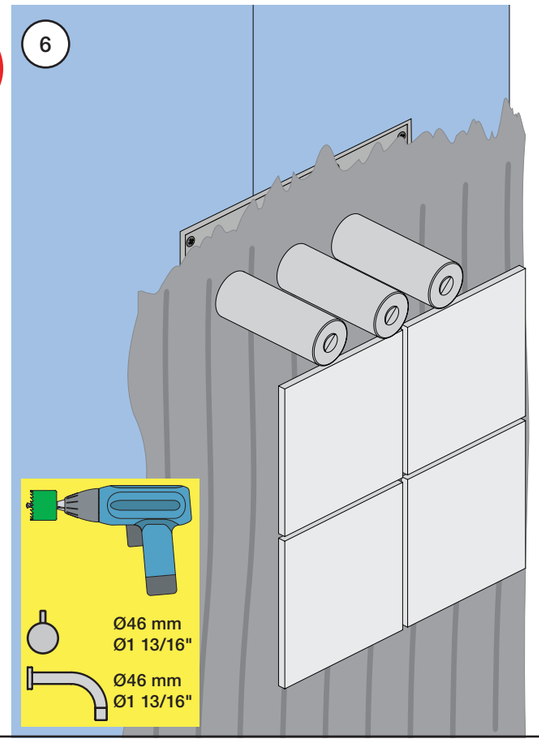

7

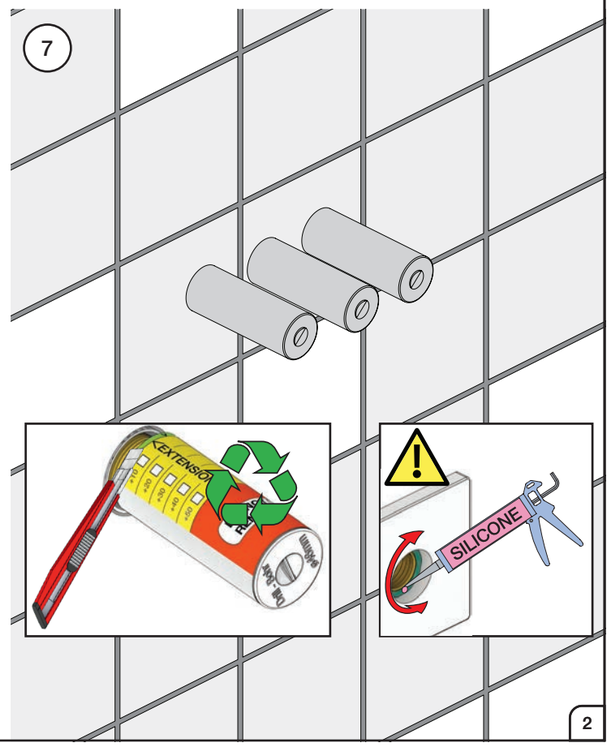

VOLA 070, 070R, 070-HT2

Fitting instruction
Montageanleitung
Monteringsvejledning
Monteringsvägledning
Montage hanleiding
Manuel de montage

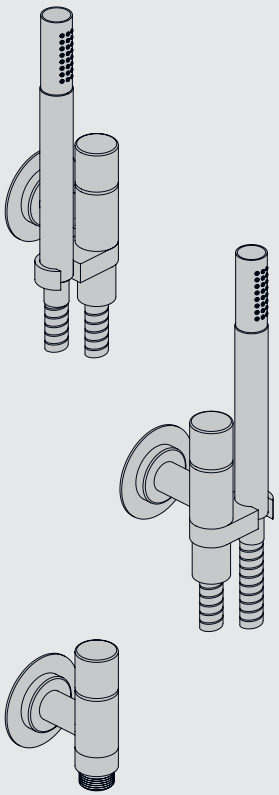

www.vola.com

vola

mnt_070_V1_40998357
02-08-2023

5 705230 341804

Data	Bar:	1	2	3	4	5
070/070R	(l/min) (Gal/min)	9 2.5	9 2.5	9 2.5	9 2.5	9 2.5
070-HT2	(l/min) (Gal/min)	9 2.5	12 3.2	15 4.0	17 4.5	19 5
	Max. 65°C. 150°F					

VR161:
VR161K: 7 l/min - 1.8 Gal/min (Cal Green)



070

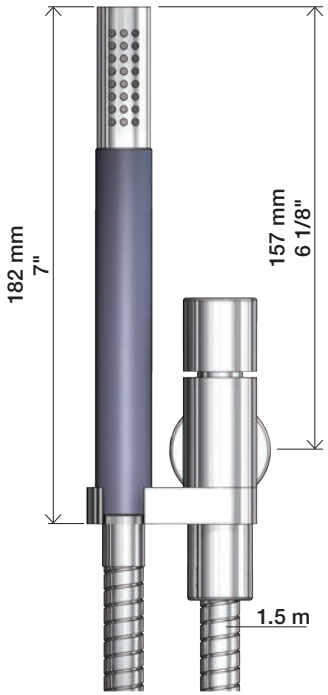

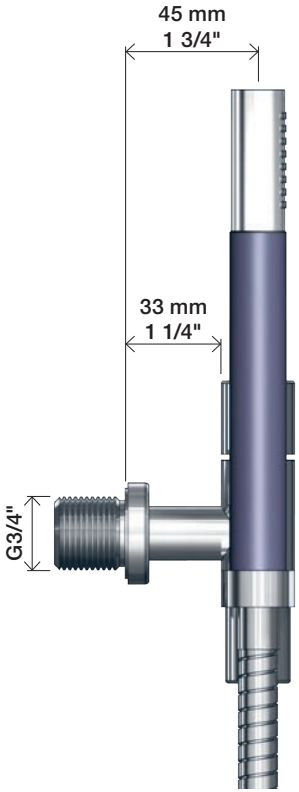

070R

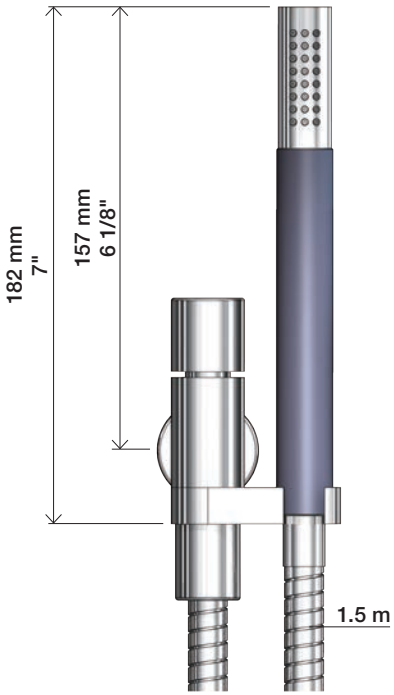

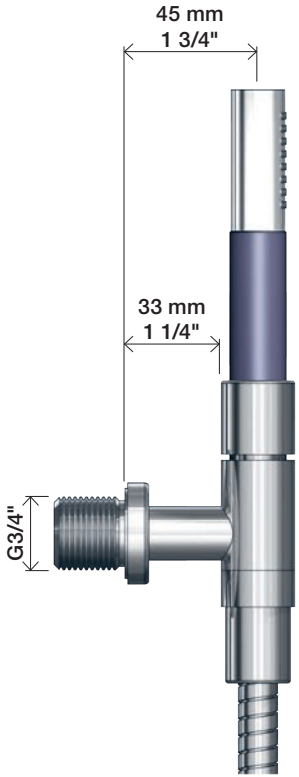

070-HT2



1

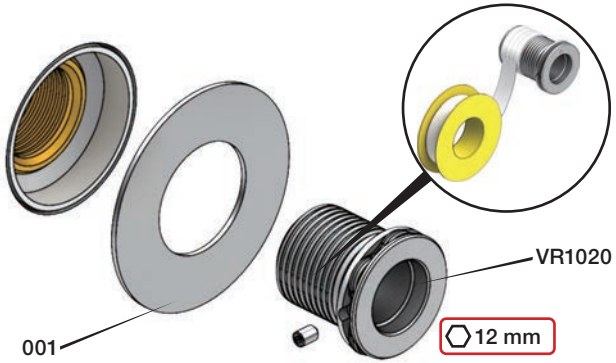

2

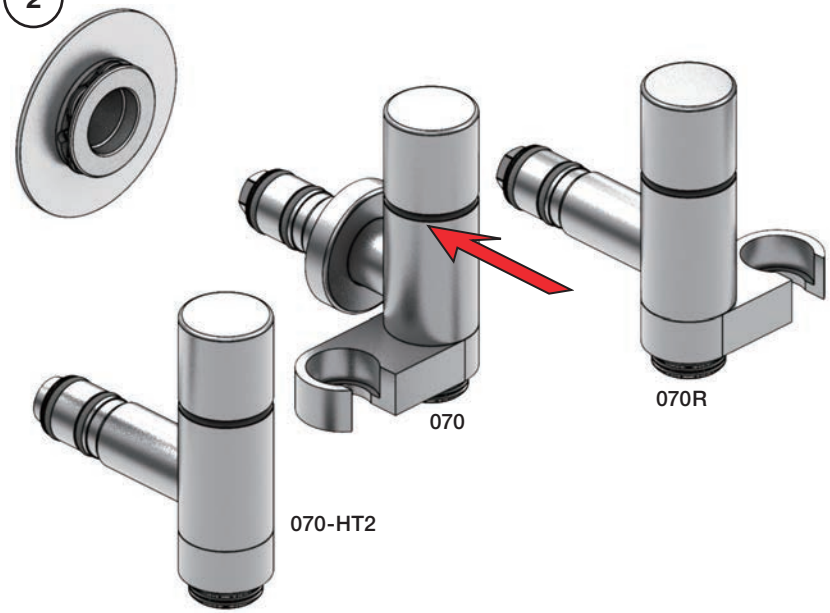

3

2



Extension
Verlängerung

Forlængerdele
Förlängning

Verlengstukken
Modification

T Min. 3 mm
Max. 65 mm

Y Min. 48 mm
Max. 110 mm

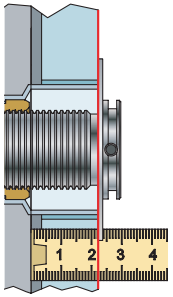

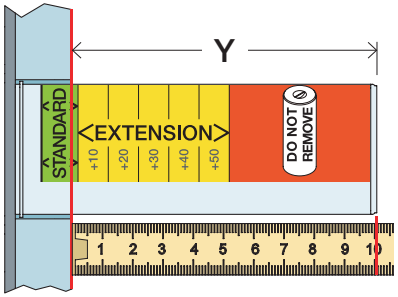

T	Y	VR2019
3 - 15 mm	110 - 98 mm	Std.
15 - 25 mm	98 - 88 mm	+10
25 - 35 mm	88 - 78 mm	+20
35 - 45 mm	78 - 68 mm	+30
45 - 55 mm	68 - 58 mm	+40
55 - 65 mm	58 - 48 mm	+50

VR2019+

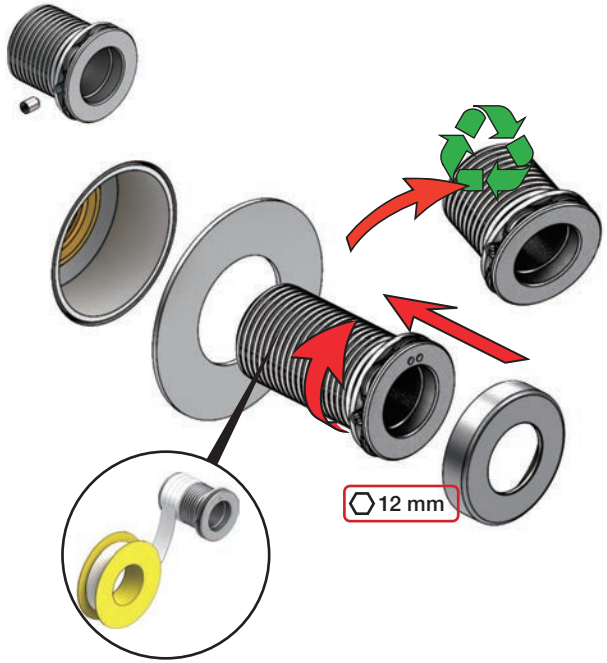

VOLA 080, 080D, 080DK, 080K, 080W

Fitting instruction
Montageanleitung
Monteringsvejledning
Monteringsvägledning
Montage hanleiding
Manuel de montage

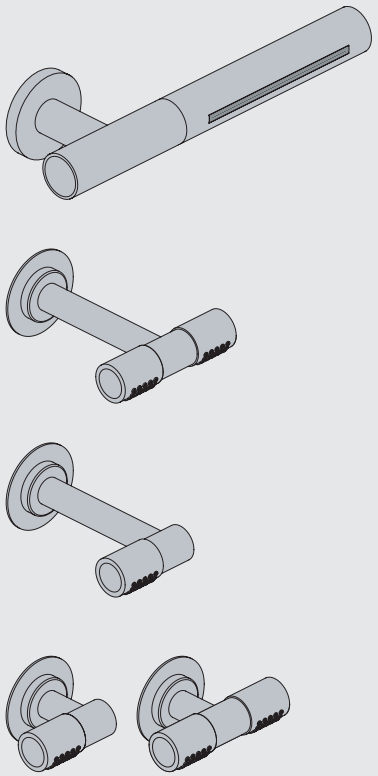

www.vola.com

vola

mnt_080_V1_40998355

5 705230 341507

Data	Bar:	1	2	3	4	5
081/081K	(l/min) (Gal/min)	8 2.1	12 3.2	14 3.7	17 4.5	19 5.0
081D	(l/min) (Gal/min)	14 3.7	20 5.3	25 6.6	29 7.7	32 8.5
080W	(l/min) (Gal/min)	23 6.1	33 8.6	40 11	46 12	52 14
	Max. 65°C. 150°F					

VR161:
VR161K: 7 l/min - 1.8 Gal/min
VR161D: 9 l/min - 2.5 Gal/min
VR161F: 14 l/min - 3.7 Gal/min

080W: Min. flow: 14 l/min - 3.7 Gal/min.

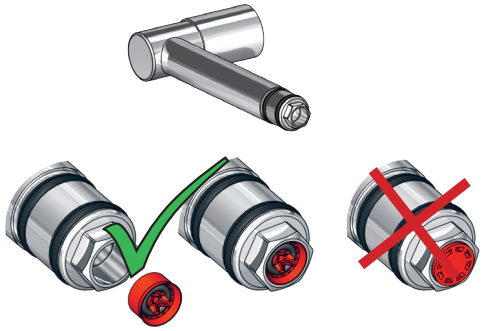

080

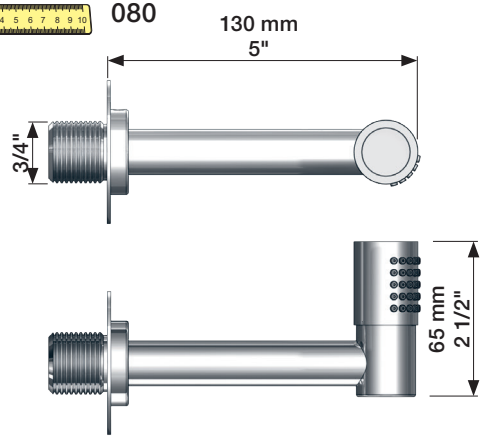

080D

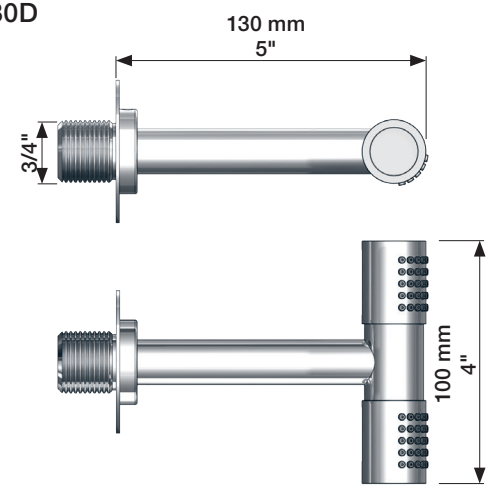

080DK

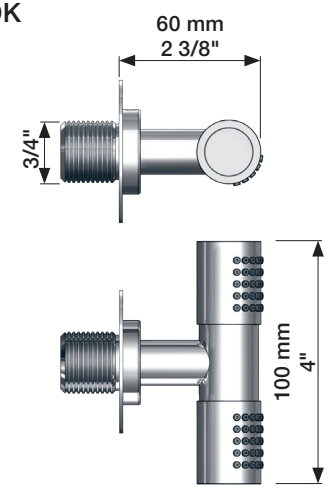

080K

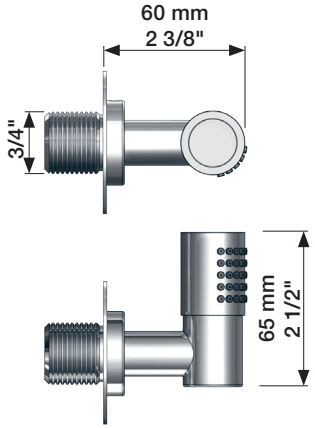

080W

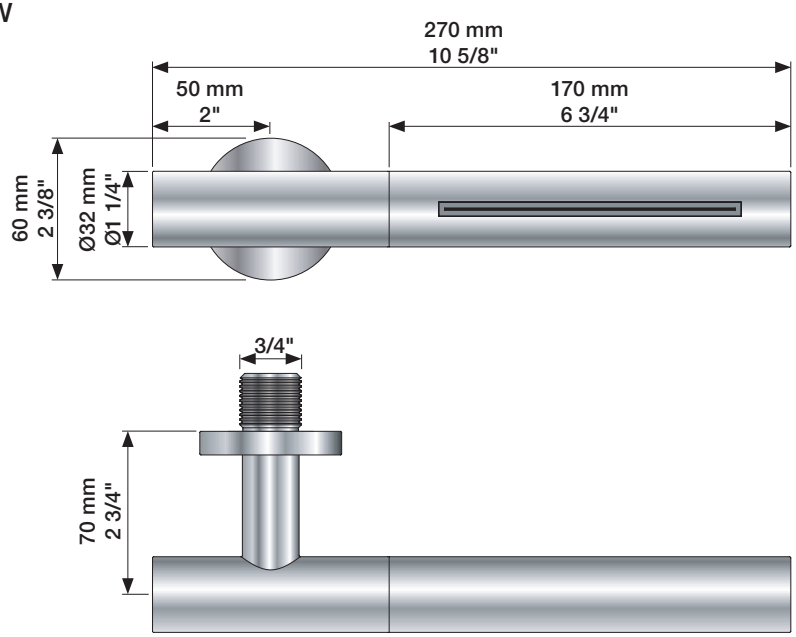

1

VR2019

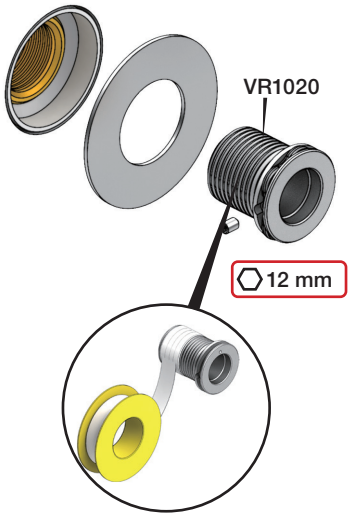

2

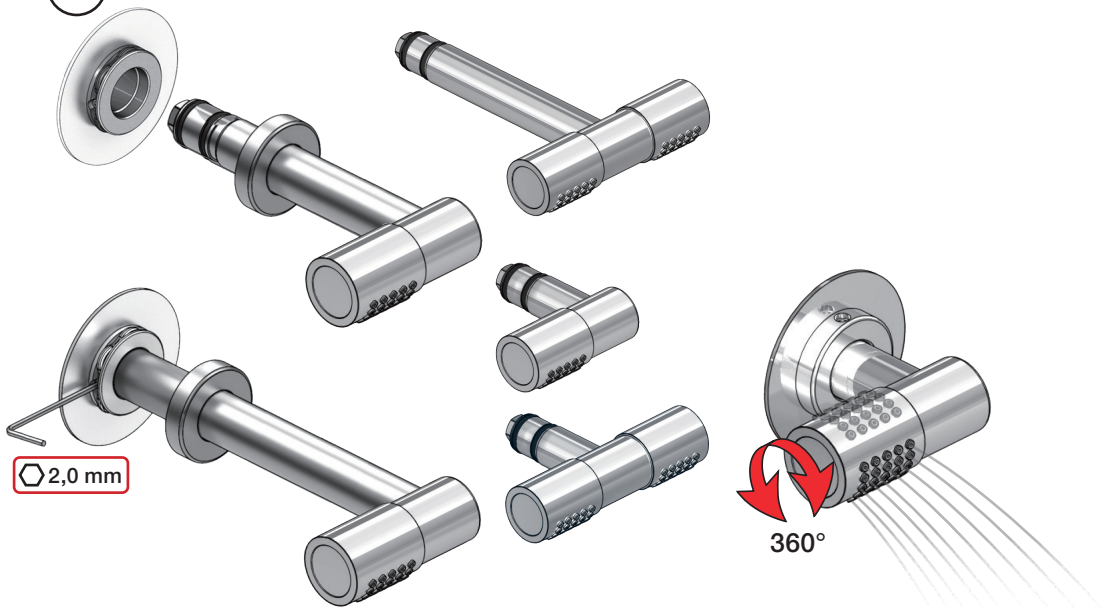

3

VR2020

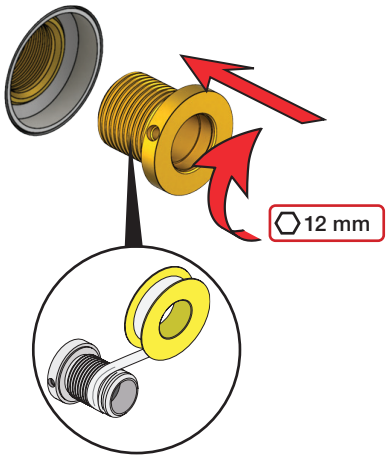

4

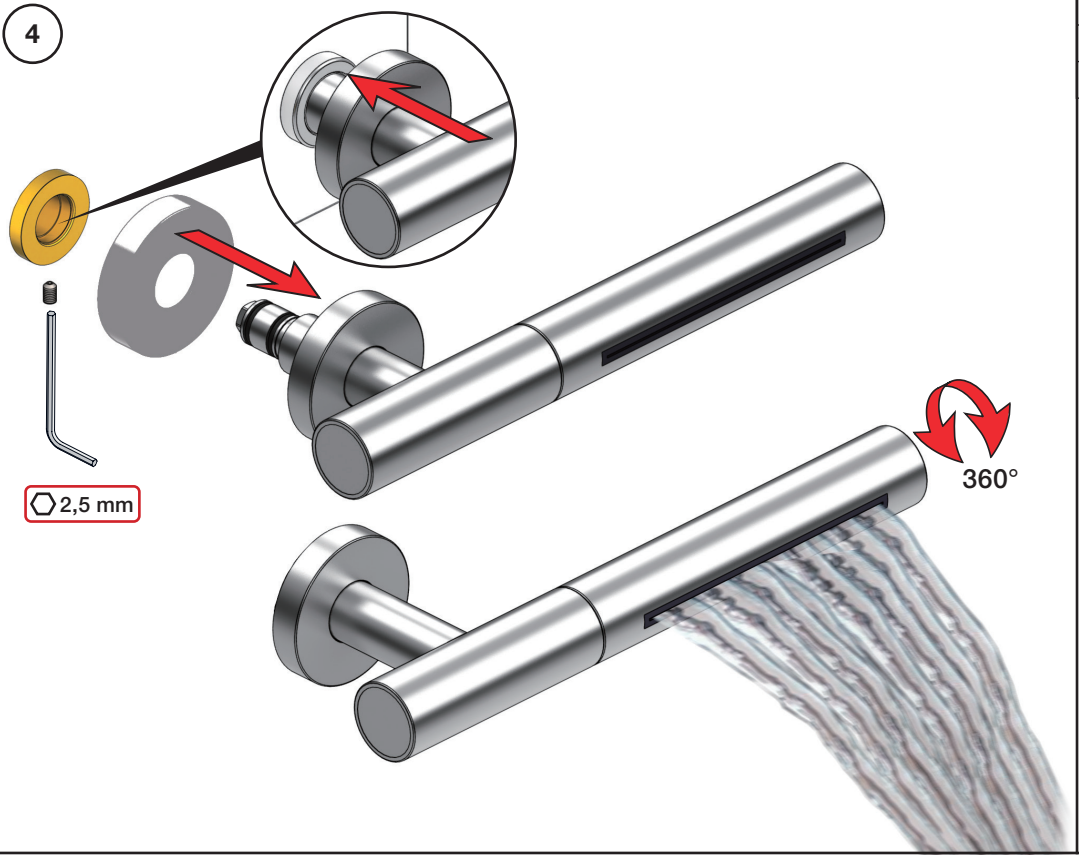

Extension
Verlängerung

Forlængerdele
Förlängning

Verlengstukken
Modification

T Min. 3 mm
Max. 65 mm

Y Min. 48 mm
Max. 110 mm

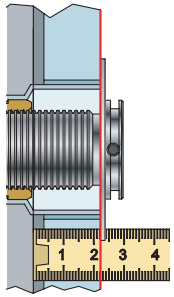

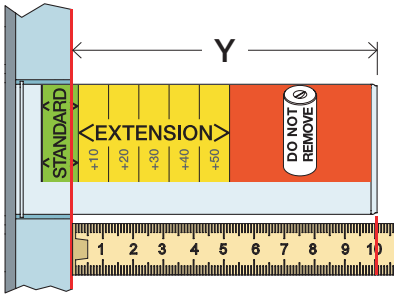

T	Y	VR2019/2020
3 - 15 mm	110 - 98 mm	Std.
15 - 25 mm	98 - 88 mm	+10
25 - 35 mm	88 - 78 mm	+20
35 - 45 mm	78 - 68 mm	+30
45 - 55 mm	68 - 58 mm	+40
55 - 65 mm	58 - 48 mm	+50

VR2019+

VR2020+

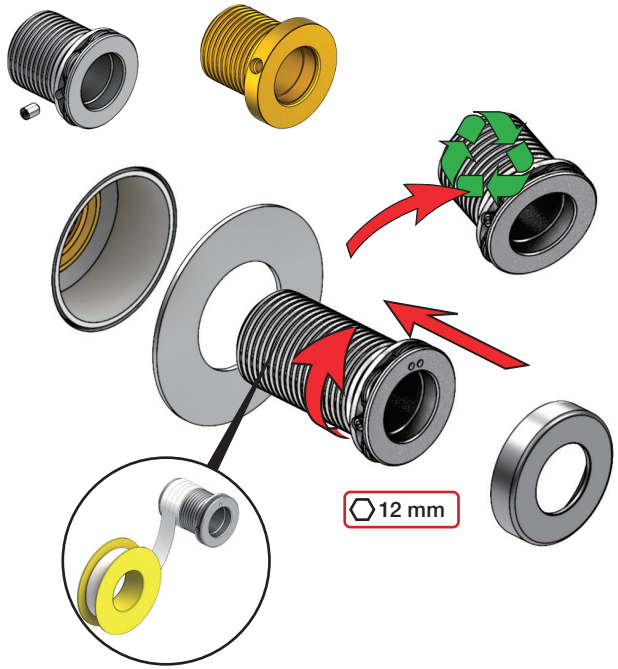

VOLA 200M

Fitting instruction
Montageanleitung
Monteringsvejledning
Monteringsvägledning
Montage hanleiding
Manuel de montage

GODKENDT TIL DRIKKEVAND

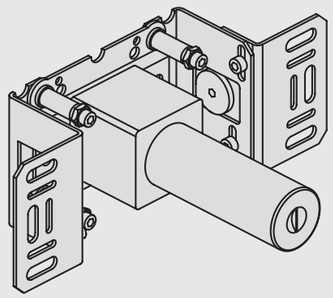

www.vola.com

vola

200M_V4_40998506
25-11-2022

5 705230 288055

Max.: 10 Bar/145 psi
Max. 65°C, 150°F

Check the local legislation.
Bitte die örtlichen Vorschriften überprüfen.
Tjek de lokale regler.
Kontrollera lokala föreskrifter
Nazitten lokale regelgeving.
Vérifiez la législation locale.

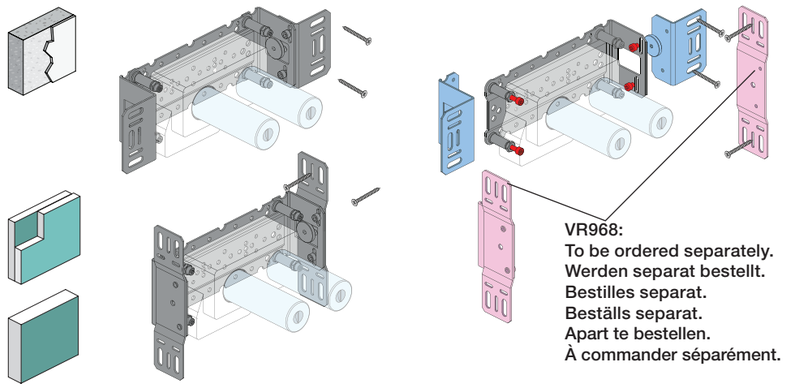

VR968:
To be ordered separately.
Werden separat bestellt.
Bestilles separat.
Beställs separat.
Apart te bestellen.
À commander séparément.

DE:
Bitte separat beiliegende Anleitung für die Schallentkopplung VR972 beachten

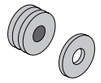

Box till inbyggnadsblandare.
Boks til indbygningsblander.
Laatikko seinäasenteiselle sekoittajalle.

Ingår inte i leveransen, köps separat.
Ikke inkludert, kjøpes separat.
Eivät sisälly tilaukseen, ostettava erikseen.

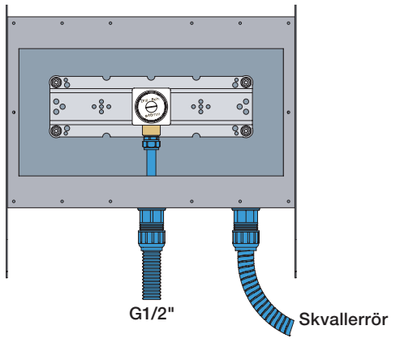

Installation example
Installationsbeispiel
Installationseksempel
Installationsexemplar
Installatie voorbeeld
l'installation des exemple

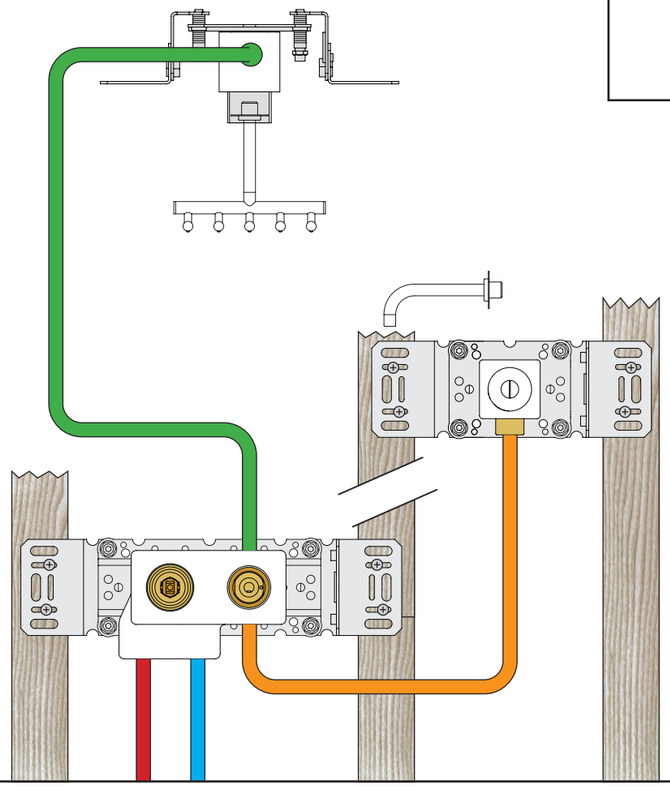

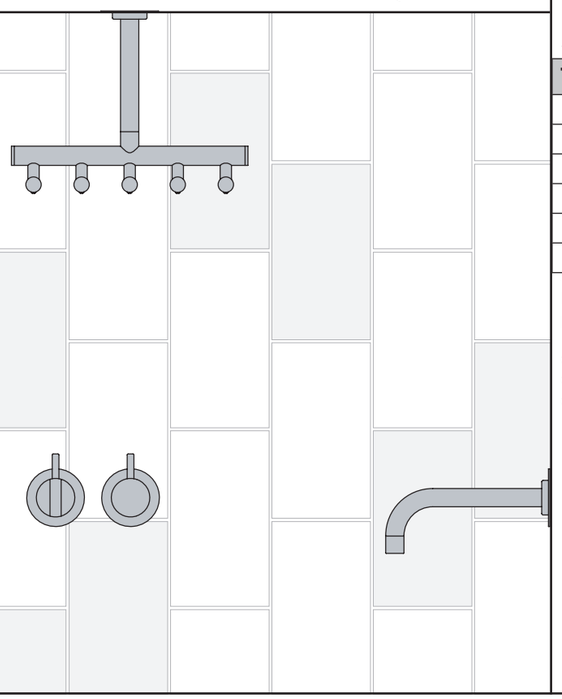

200M & VR968:

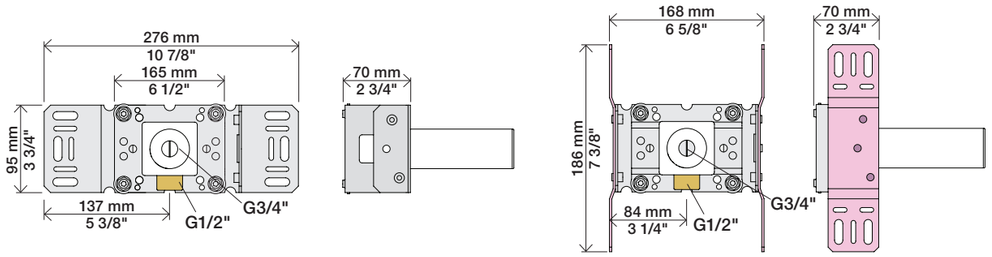

Extension
Verlängerung
Forlængerdele
Förlängning
Verlengstukken
Modification



VR2019: 010, 020, 030, 040
VR2021: 050
VR2020: 080W
VR2119: 010C, 020C, 040D
050K, 070/R/S/W, 080/K/D/DK
VR2219: 050A, 060A
VR648: 060, 080ST

* +10 - STANDARD SVERIGE

VR2019, VR2119
VR2020, VR2219
VR2021

VR648

T Min. 3 mm
Max. 65 mm

Y Min. 48 mm
Max. 110 mm

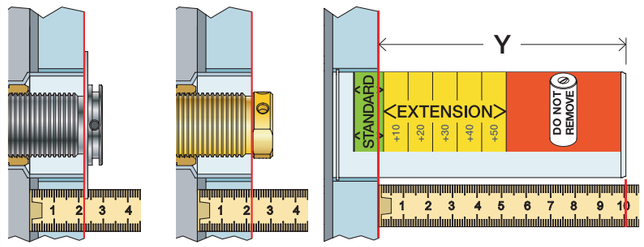

T: VR2019/2020/2021/2119/2219	T: VR648	Y	
3 - 15 mm	3 - 19 mm	110 - 98 mm	Std.
15 - 25 mm	17 - 28 mm	98 - 88 mm	+10
25 - 35 mm	27 - 38 mm	88 - 78 mm	+20
35 - 45 mm	37 - 48 mm	78 - 68 mm	+30
45 - 55 mm	47 - 58 mm	68 - 58 mm	+40
55 - 65 mm	57 - 68 mm	58 - 48 mm	+50

VR2019:
VR2020: VR2119:
VR2021: VR2219:

VR648:

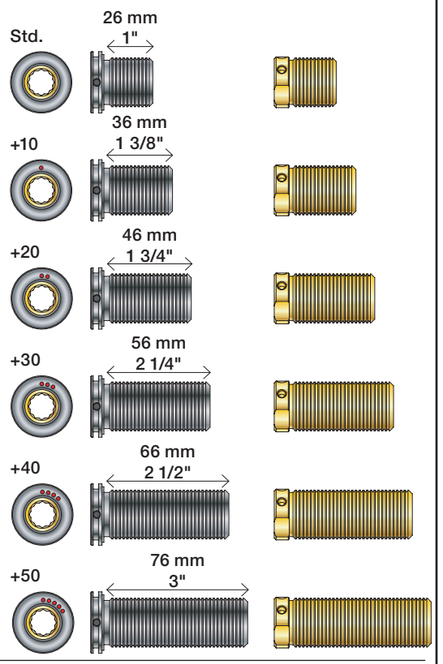

Fitting of extension
Montage von verlängerung
Montering af forlængerdele
Montering av förlängning
Montage van de verlengstukken
Montage des rallonges

VR2019+, VR2119+
VR2020+, VR2219+
VR2021+

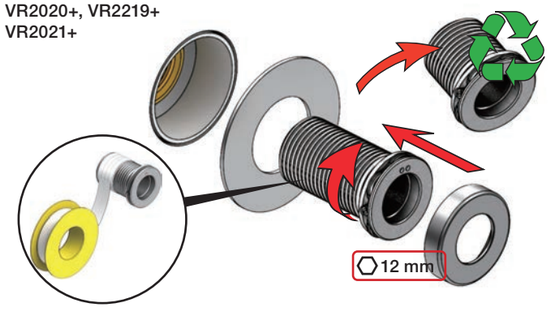

VR648+

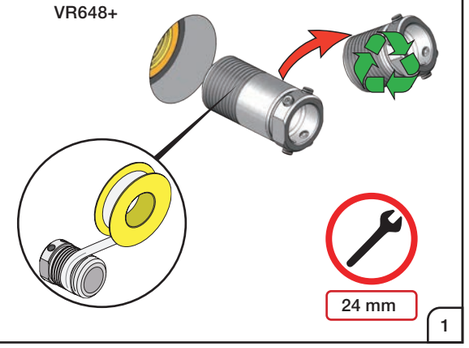

VOLA A/S • Lunavej 2 • DK-8700 Horsens • Tel. +45 7023 5500 • Fax +45 7023 5511 • sales@vola.dk • www.vola.com

vola

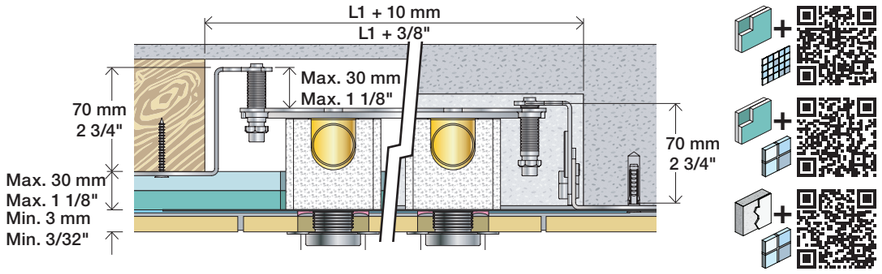

2x13 mm

Lightweight wall
Leichtwand
Let væg

Lätta konstruktion
Holle wandconstructie
Construction légère

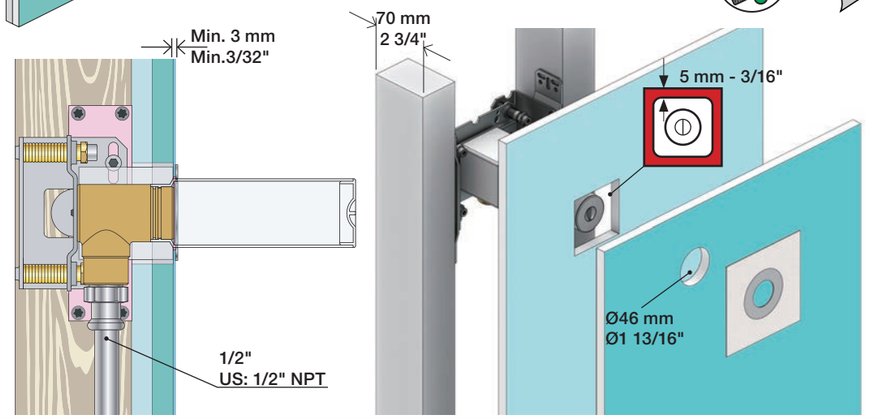

1x15 mm
1x18 mm
1x20 mm

Lightweight wall
Leichtwand
Let væg

Lätta konstruktion
Holle wandconstructie
Construction légère

2x13 mm

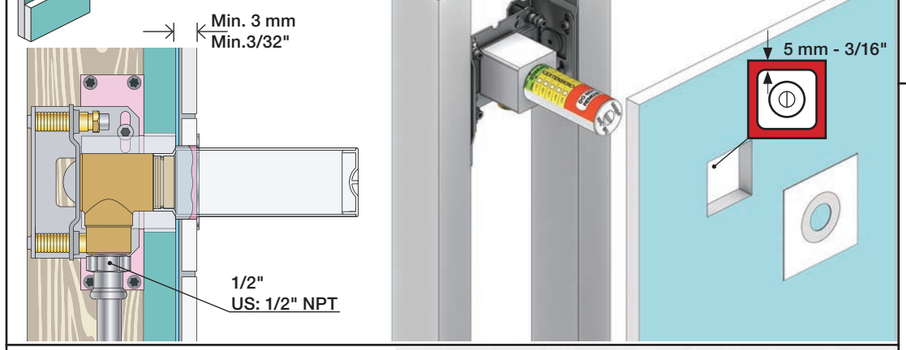

Masonry
Mauerwerk
Murværk

Murverk
Massieve wand
Mur Plein

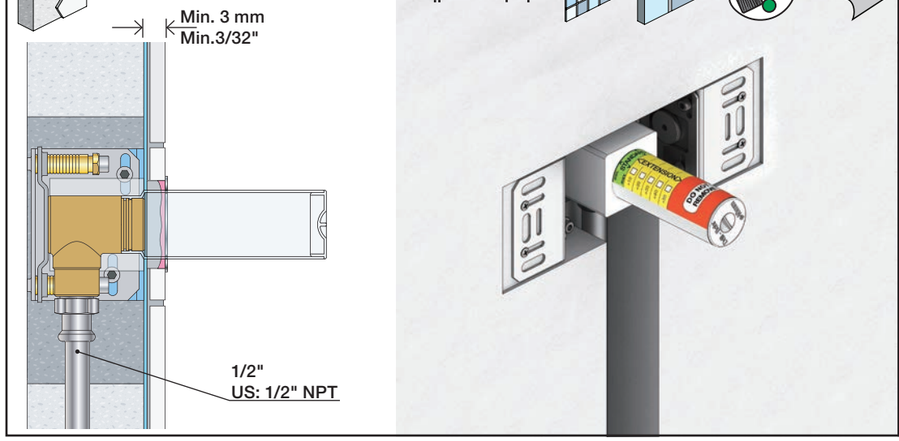

1

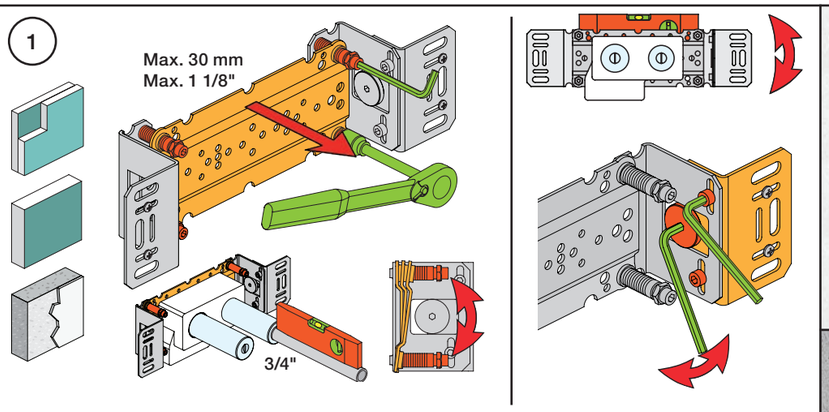

2

Test Pressure
Prüfdruck
testtryk
Test tryck
Test druk
test de pression

Check the local legislation.
Bitte die örtlichen Vorschriften überprüfen.
Tjek de lokale regler.
Kontrollera lokala föreskrifter.
Nazitten lokale regelgeving.
Vérifiez la législation locale.

! Water - Wasser - Vand - Vatten - Water - L´eau

! MAX 1 Minute - Minut - Minuut !

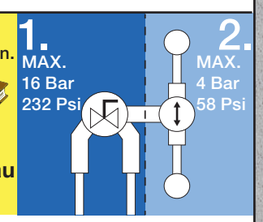

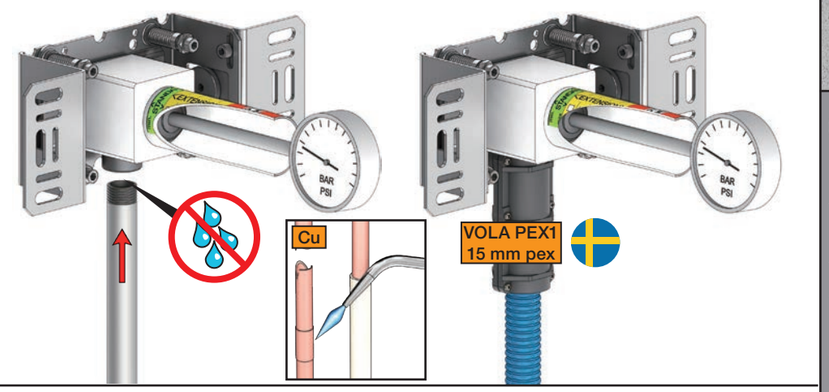

3

Flush installation
Installation Spülen
Skyl installation
Skölj installation
Kraan doorspoelen
Rincer l'installation

VR969



4G

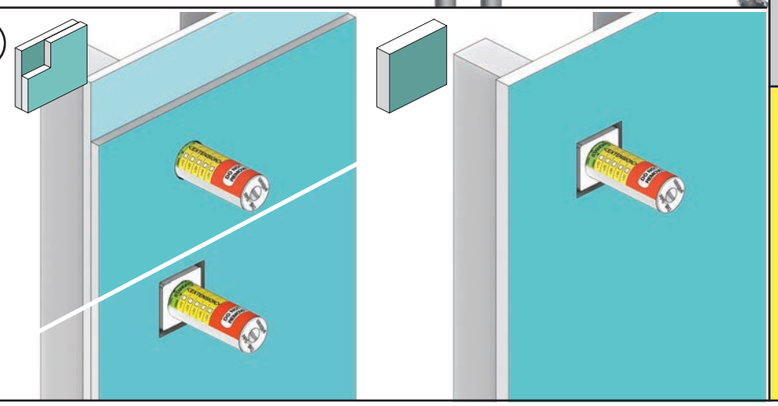

4M

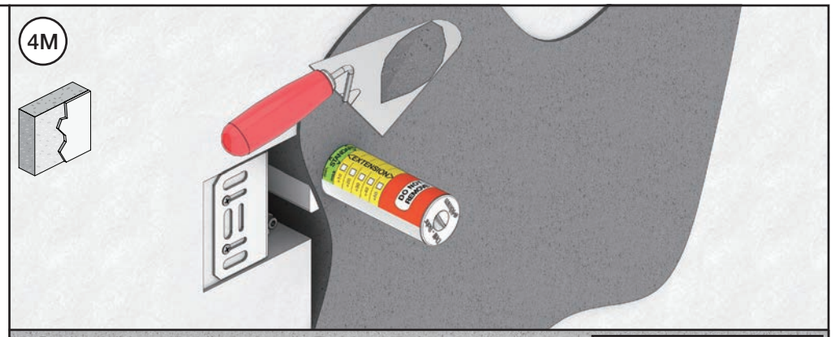

5

Without membrane
Ohne Membran
Uden membran

Zonder membran
Sans Membrane imperable
Uten membran

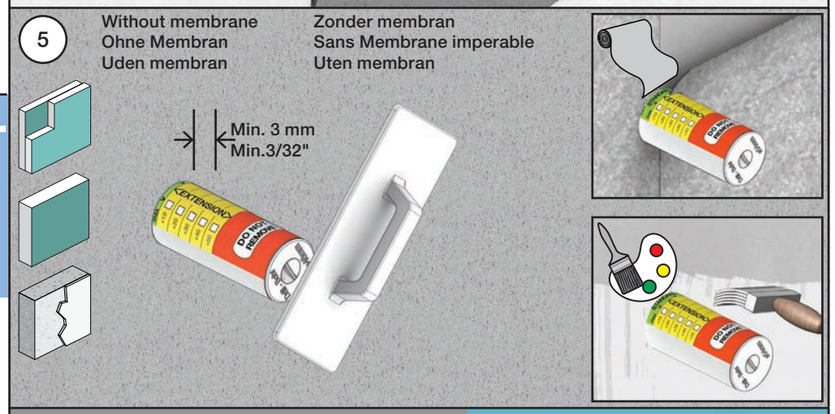

6

Waterproof membrane
Wasserdichte Membran
Vandtæt membran

Vattentät membran
Waterdicht membran
Membrane imperable

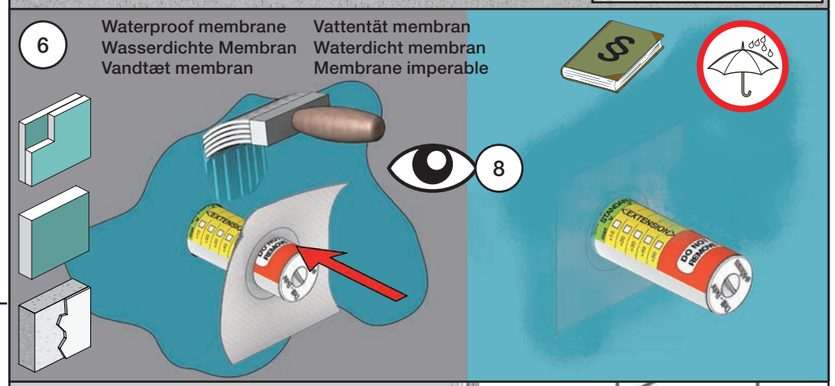

7

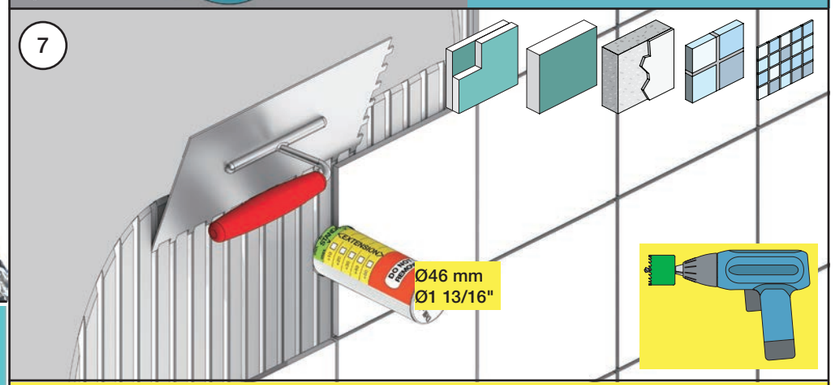

8

Do not cut the membrane
Die Membran nicht schneiden
Skær ikke membranen
*** Skär inte membranet**
Snij het membraan niet door
Ne coupez pas la membrane
No cortar la membrana

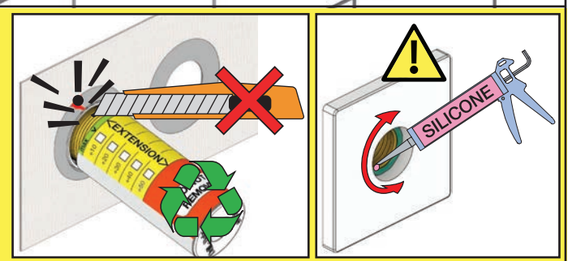

VOLA NR.21/28/19/24

NR.21:

1

NR.28+19+24:

2

Do not cut the membrane
Die Membran nicht schneiden
Skær ikke membranen
*** Skär inte membranet**
Snij het membraan niet door
Ne coupez pas la membrane
No cortar la membrana

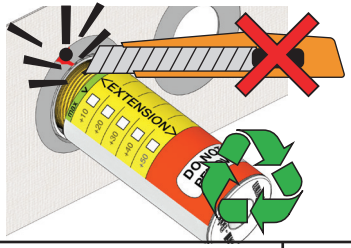

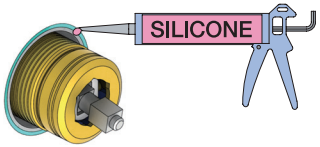

***Membran används inte i SVERIGE, ihop med inbyggnadsboxen.**

Förlängning
Aanpassing
Modification

Extension
Verlängerung
Forlængelse

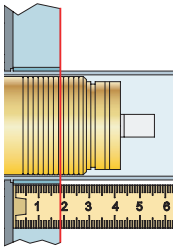

VR2260/VR1400/VR2019		
Tiles: Fliesen: Fliser: Tegels: Carreaux:	3 - 15 mm	Std.
	15 - 25 mm	+10
	25 - 35 mm	+20
	35 - 45 mm	+30
	45 - 55 mm	+40
	55 - 65 mm	+50

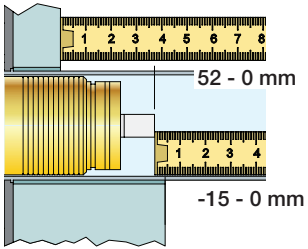

VR2260/VR1400/VR2019	
35 - 47 mm	Std.
25 - 35 mm	+10
15 - 25 mm	+20
5 - 15 mm	+30
-5 - 5 mm	+40
-15 - -5 mm	+50

NR 21

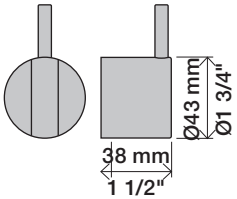

NR 21 - 1

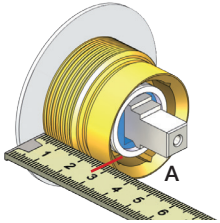

VR2279 VR2279B VR2279C

		A
VR2279	16 mm	30 - 34 mm
VR2279B	12 mm	26 - 30 mm
VR2279C	8 mm	22 - 26 mm

NR 21 - 2

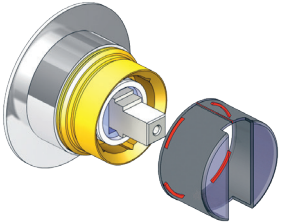

NR 21 - 3

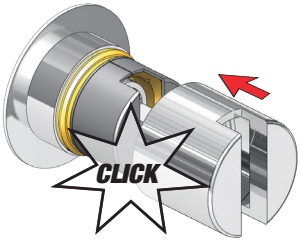

NR 21 - 4

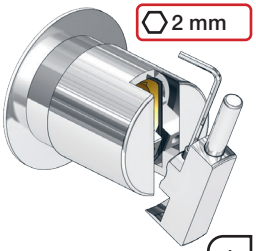

www.vola.com

vola

mnt_NR21/28_40998503_V2

©VOLA A/S 5 705230 286174

Förlängning
Aanpassing
Modification
Extension
Verlängerung
Forlængelse

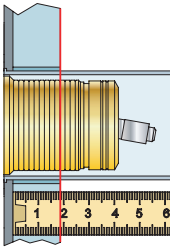

VR1260/VR1400/VR2019		
Tegels: Carreaux:	3 - 15 mm	Std.
	15 - 25 mm	+10
	25 - 35 mm	+20
	35 - 45 mm	+30
Tiles: Fliesen: Fliser:	45 - 55 mm	+40
	55 - 65 mm	+50

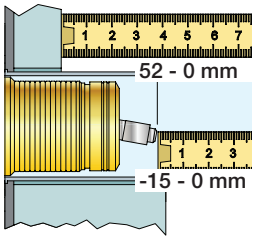

VR1260/VR1400/VR2019		
	40 - 52 mm	Std.
	30 - 40 mm	+10
	20 - 30 mm	+20
	10 - 20 mm	+30
	0 - 10 mm	+40
	-10 - 0 mm	+50

NR 19/NR24

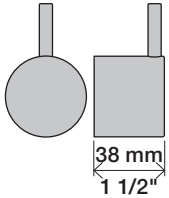

NR 19:
Ø40 mm
Ø1 5/8"

NR 24:
Ø43 mm
Ø1 3/4"

NR 28

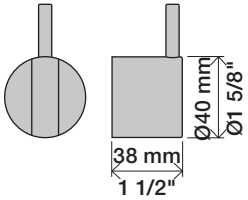

NR 28 - 1

VR3279 VR3279B VR3279C

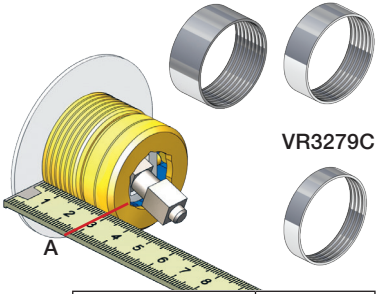

		A
VR3279	16 mm	31 - 36 mm
VR3279B	12 mm	27 - 32 mm
VR3279C	8 mm	23 - 28 mm

NR 28 - 2

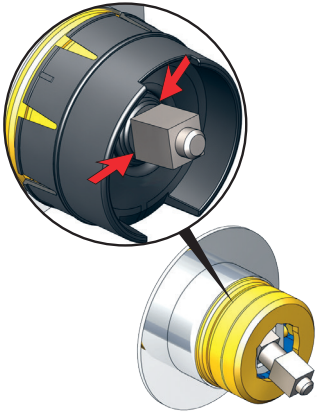

NR 19 - 1
NR 24 - 1

VR2204 VR2204B VR2204C

NR 19 - VR665

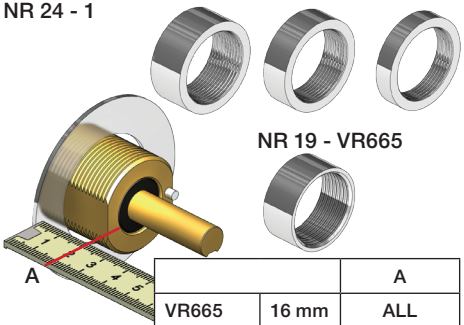

		A
VR665	16 mm	ALL
VR2204	16 mm	16 - 21 mm
VR2204B	12 mm	11 - 17 mm
VR2204C	8 mm	7 - 13 mm

NR 28 - 3

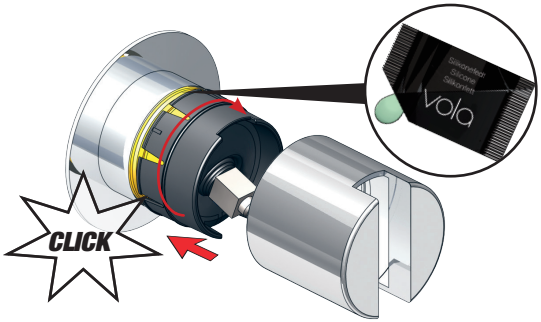

NR 28 - 4

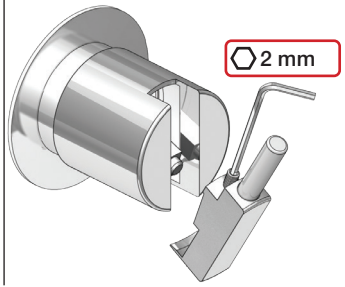

NR 19 - 2
NR 24 - 2

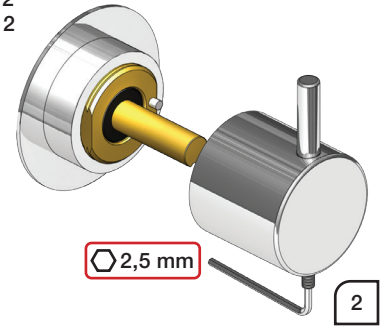

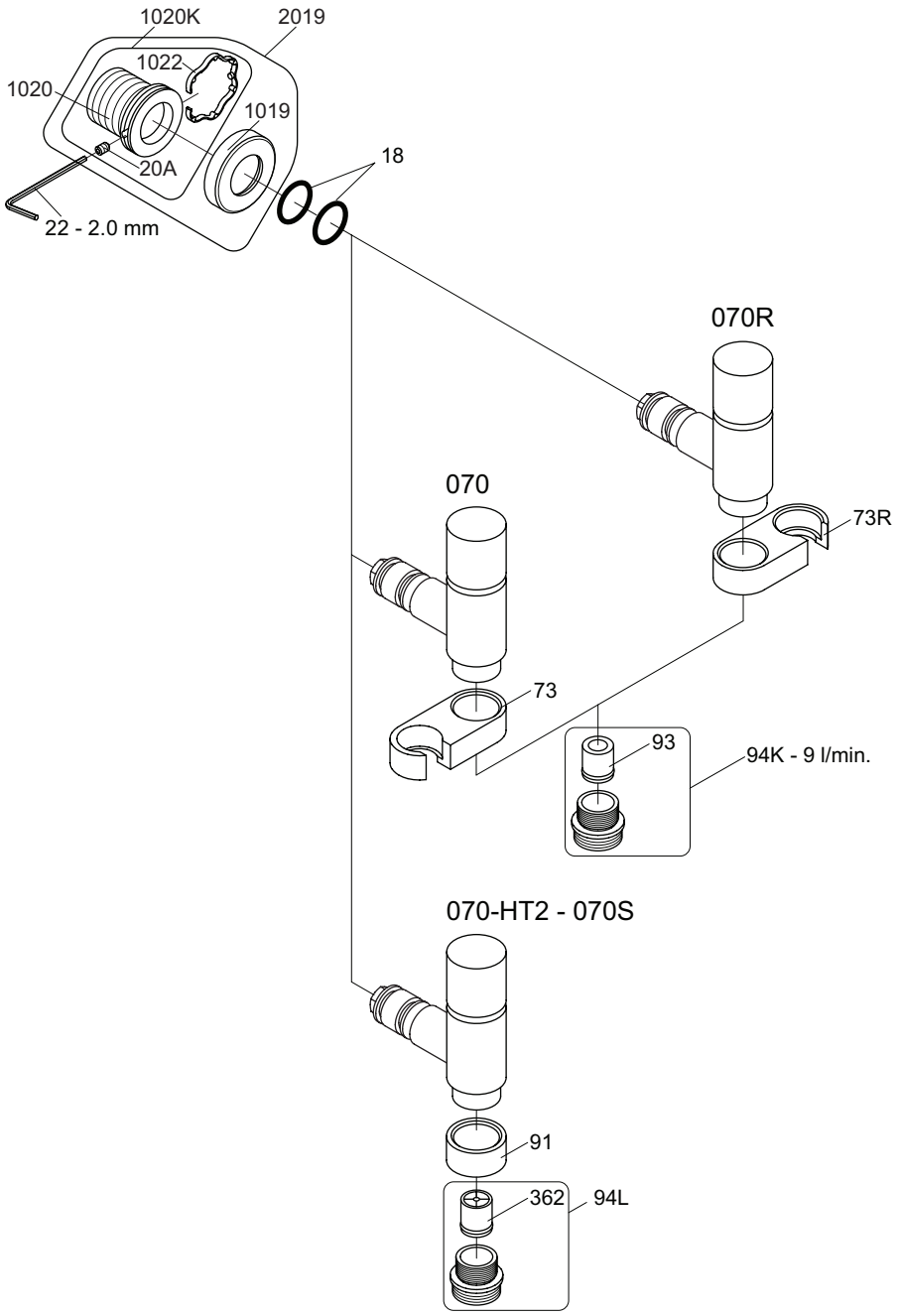

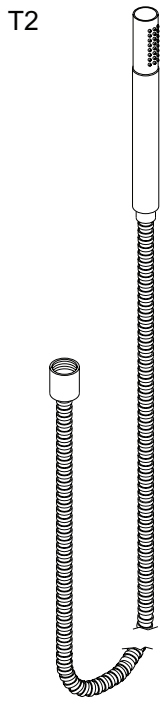

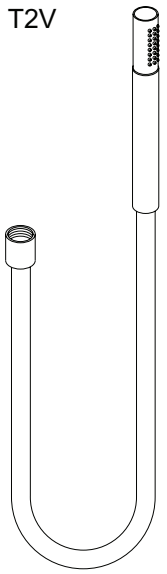

VR1020K: VR20A, VR22, VR1020, VR1022
VR2019: VR20A, VR22, VR1019, VR1020, VR1022

vola
Lunavej 2
DK-8700 Horsens
Tlf : + 45 7023 5500
sales@vola.com
www.vola.com

VOLA 070, 070R 070-HT2

Date
Apr. 21

Rev.
5

Sheet
SB 16

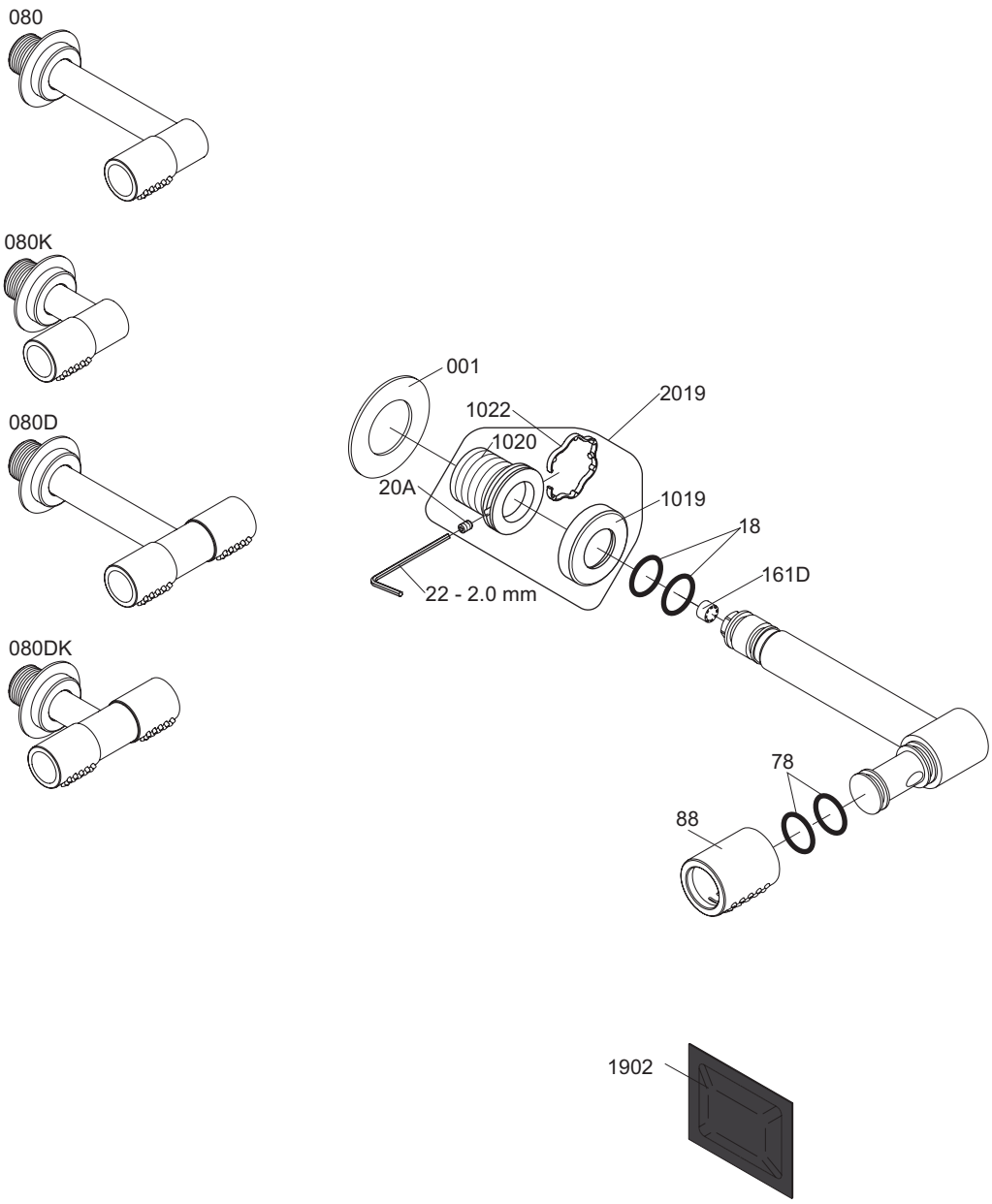

VR1020K VR20A, VR22, VR1020, VR1022
VR2019: VR20A, VR22, VR1019, VR1020, VR1022

vola
Lunavej 2
DK-8700 Horsens
Tlf : + 45 7023 5500
sales@vola.com
www.vola.com

VOLA 080, 080K
VOLA 080D, 080DK

Date
Apr. 21

Rev.
3

Sheet
SB 17.3

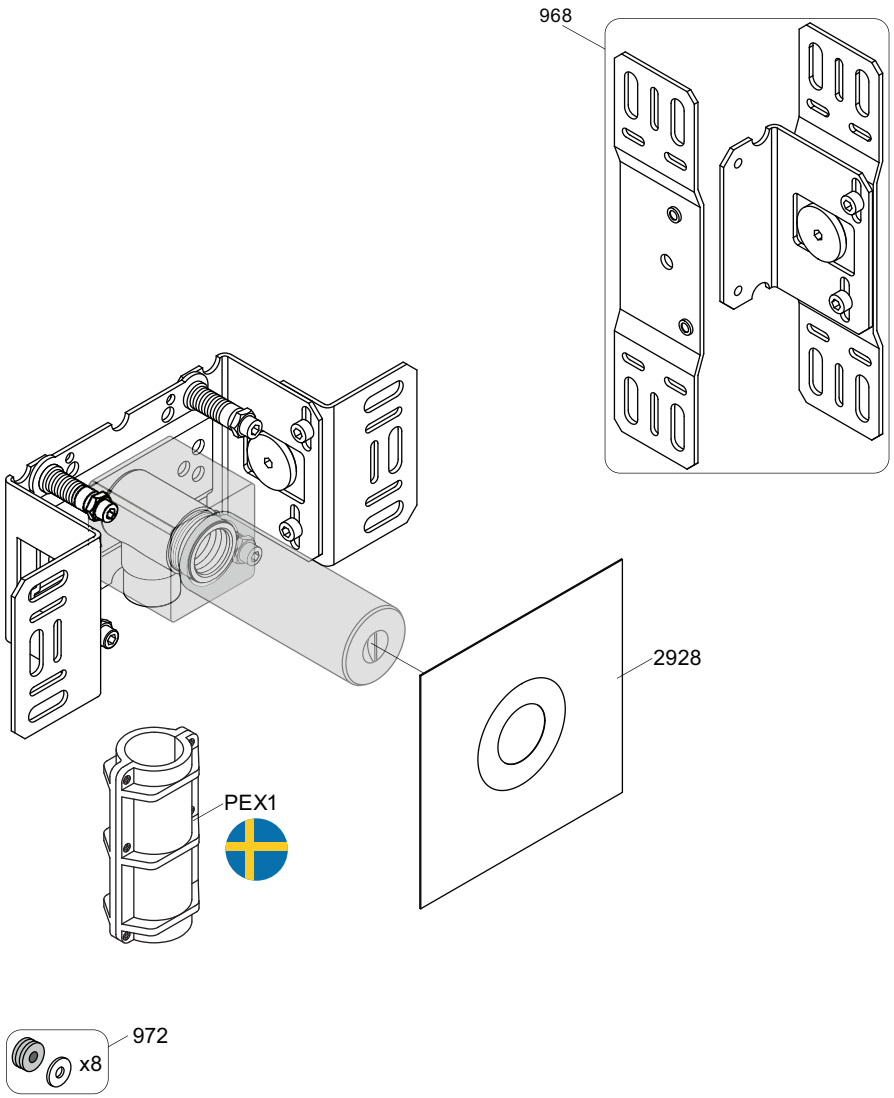

vola
Lunavej 2
DK-8700 Horsens
Tlf : + 45 7023 5500
sales@vola.com
www.vola.com

VOLA 200M

Date	May. 22
Rev.	3
Sheet	SB 2.3

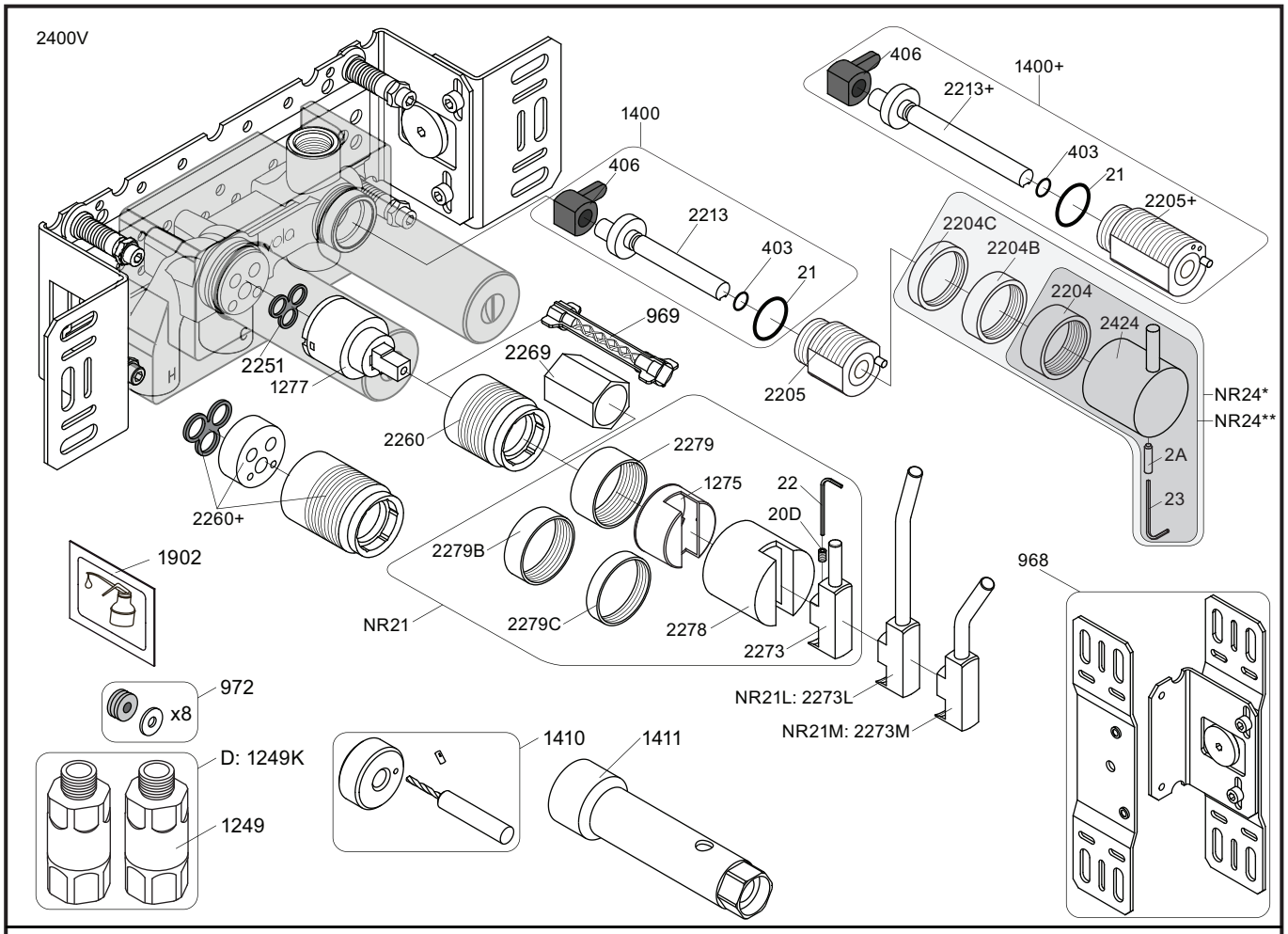

NR21:	VR20D, VR22, VR1275, VR2269, VR2273, VR2278, VR2279, VR2279B, VR2279C
NR24*:	VR2A, VR22, VR1419, VR2204, VR2204B, VR2204C - (Brass, Messing, Laiton)
NR24**:	VR2A, VR22, VR1419, VR2204 - (Stainless steel, Edelstahl, Rustfrit stål, Acier inoxydable)
VR1277K:	VR22, VR2269, VR1277
VR1400:	VR21, VR23, VR406, VR1902, VR2213

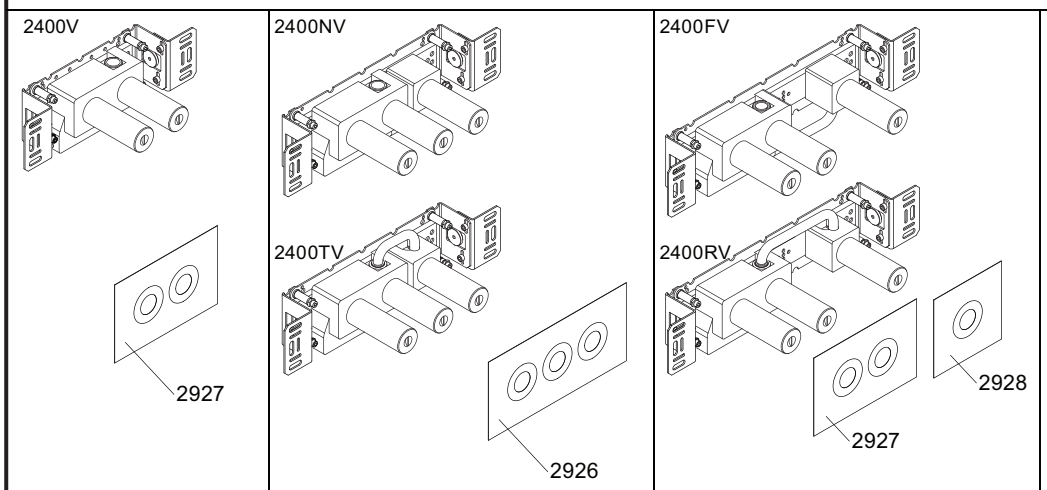

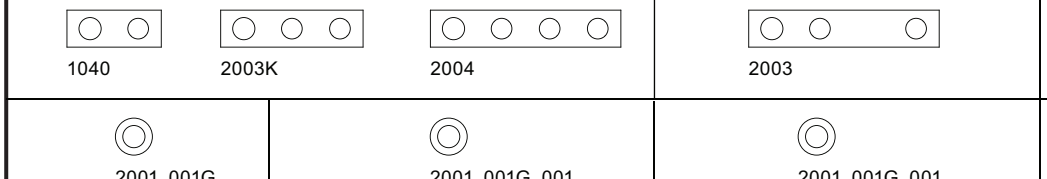

vola
Lunavej 2
DK-8700 Horsens
Tlf : + 45 7023 5500
sales@vola.com
www.vola.com

VOLA 2400

2400V/FV/NV/RV/TV

Date
May. 22

Rev.
5

Sheet
SB 10.10